

---

# Boost.Pool

Stephen Cleary

Copyright © 2000-2006 Stephen Cleary

Copyright © 2011 Paul A. Bristow

Distributed under the Boost Software License, Version 1.0. (See accompanying file LICENSE\_1\_0.txt or copy at [http://www.boost.org/LICENSE\\_1\\_0.txt](http://www.boost.org/LICENSE_1_0.txt))

## Table of Contents

Introduction and Overview .....	2
Documentation Naming and Formatting Conventions .....	2
Introduction .....	2
How do I use Pool? .....	3
Installation .....	3
Building the Test Programs .....	3
Boost Pool Interfaces - What interfaces are provided and when to use each one. ....	3
Pool in More Depth .....	10
Boost.Pool C++ Reference .....	22
Header <boost/pool/object_pool.hpp> .....	22
Header <boost/pool/pool.hpp> .....	25
Header <boost/pool/pool_alloc.hpp> .....	31
Header <boost/pool/poolfwd.hpp> .....	35
Header <boost/pool/simple_segregated_storage.hpp> .....	46
Header <boost/pool/singleton_pool.hpp> .....	46
Appendices .....	47
Appendix A: History .....	47
Appendix B: FAQ .....	47
Appendix C: Acknowledgements .....	47
Appendix D: Tests .....	47
Appendix E: Tickets .....	47
Appendix F: Other Implementations .....	48
Appendix G: References .....	48
Appendix H: Future plans .....	49
Indexes .....	50

# Introduction and Overview

## Documentation Naming and Formatting Conventions

This documentation makes use of the following naming and formatting conventions.

- Code is in `fixed width font` and is syntax-highlighted in color.
- Replaceable text that you will need to supply is in *italics*.
- Free functions are rendered in the `code font` followed by `()`, as in `free_function()`.
- If a name refers to a class template, it is specified like this: `class_template<>`; that is, it is in code font and its name is followed by `<>` to indicate that it is a class template.
- If a name refers to a function-like macro, it is specified like this: `MACRO()`; that is, it is uppercase in code font and its name is followed by `()` to indicate that it is a function-like macro. Object-like macros appear without the trailing `()`.
- Names that refer to *concepts* in the generic programming sense are specified in CamelCase.



### Note

In addition, notes such as this one specify non-essential information that provides additional background or rationale.

Finally, you can mentally add the following to any code fragments in this document:

```
// Include all of Pool files
#include <boost/pool.hpp>
```

## Introduction

### What is Pool?

Pool allocation is a memory allocation scheme that is very fast, but limited in its usage. For more information on pool allocation (also called *simple segregated storage*, see [concepts](#) concepts and [Simple Segregated Storage](#)).

### Why should I use Pool?

Using Pools gives you more control over how memory is used in your program. For example, you could have a situation where you want to allocate a bunch of small objects at one point, and then reach a point in your program where none of them are needed any more. Using pool interfaces, you can choose to run their destructors or just drop them off into oblivion; the pool interface will guarantee that there are no system memory leaks.

### When should I use Pool?

Pools are generally used when there is a lot of allocation and deallocation of small objects. Another common usage is the situation above, where many objects may be dropped out of memory.

In general, use Pools when you need a more efficient way to do unusual memory control.

### Which pool allocator should I use?

`pool_allocator` is a more general-purpose solution, geared towards efficiently servicing requests for any number of contiguous chunks.

`fast_pool_allocator` is also a general-purpose solution but is geared towards efficiently servicing requests for one chunk at a time; it will work for contiguous chunks, but not as well as `pool_allocator`.

If you are seriously concerned about performance, use `fast_pool_allocator` when dealing with containers such as `std::list`, and use `pool_allocator` when dealing with containers such as `std::vector`.

## How do I use Pool?

See the [Pool Interfaces](#) section that covers the different Pool interfaces supplied by this library.

### Library Structure and Dependencies

Forward declarations of all the exposed symbols for this library are in the header made inscope by `#include <boost/pool/poolfwd.hpp>`.

The library may use macros, which will be prefixed with `BOOST_POOL_`. The exception to this rule are the include file guards, which (for file `xxx.hpp`) is `BOOST_xxx_HPP`.

All exposed symbols defined by the library will be in namespace `boost::`. All symbols used only by the implementation will be in namespace `boost::details::pool`.

Every header used only by the implementation is in the subdirectory `/detail/`.

Any header in the library may include any other header in the library or any system-supplied header at its discretion.

## Installation

The Boost Pool library is a header-only library. That means there is no `.lib`, `.dll`, or `.so` to build; just add the Boost directory to your compiler's include file path, and you should be good to go!

## Building the Test Programs

A `jamfile.v2` is provided which can be run in the usual way, for example:

```
boost\libs\pool\test> bjam -a >pool_test.log
```

## Boost Pool Interfaces - What interfaces are provided and when to use each one.

### Introduction

There are several interfaces provided which allow users great flexibility in how they want to use Pools. Review the [concepts](#) document to get the basic understanding of how the various pools work.

## Terminology and Tradeoffs

### Object Usage vs. Singleton Usage

Object Usage is the method where each Pool is an object that may be created and destroyed. Destroying a Pool implicitly frees all chunks that have been allocated from it.

Singleton Usage is the method where each Pool is an object with static duration; that is, it will not be destroyed until program exit. Pool objects with Singleton Usage may be shared; thus, Singleton Usage implies thread-safety as well. System memory allocated by Pool objects with Singleton Usage may be freed through `release_memory` or `purge_memory`.

### Out-of-Memory Conditions: Exceptions vs. Null Return

Some Pool interfaces throw exceptions when out-of-memory; others will `return 0`. In general, unless mandated by the Standard, Pool interfaces will always prefer to `return 0` instead of throwing an exception.

## Ordered versus unordered

An ordered pool maintains its free list in order of the address of each free block - this is the most efficient way if you're likely to allocate arrays of objects. However, freeing an object can be  $O(N)$  in the number of currently free blocks which can be prohibitively expensive in some situations.

An unordered pool does not maintain its free list in any particular order, as a result allocation and freeing single objects is very fast, but allocating arrays may be slow (and in particular the pool may not be aware that it contains enough free memory for the allocation request, and unnecessarily allocate more memory).

## Pool Interfaces

### pool

The `pool` interface is a simple Object Usage interface with Null Return.

`pool` is a fast memory allocator, and guarantees proper alignment of all allocated chunks.

`pool.hpp` provides two `UserAllocator` classes and a `template class pool`, which extends and generalizes the framework provided by the [Simple Segregated Storage](#) solution. For information on other pool-based interfaces, see the other [Pool Interfaces](#).

### Synopsis

There are two `UserAllocator` classes provided. Both of them are in `pool.hpp`.

The default value for the template parameter `UserAllocator` is always `default_user_allocator_new_delete`.

```
struct default_user_allocator_new_delete
{
    typedef std::size_t size_type;
    typedef std::ptrdiff_t difference_type;

    static char * malloc(const size_type bytes)
    { return new (std::nothrow) char[bytes]; }
    static void free(char * const block)
    { delete [] block; }
};

struct default_user_allocator_malloc_free
{
    typedef std::size_t size_type;
    typedef std::ptrdiff_t difference_type;

    static char * malloc(const size_type bytes)
    { return reinterpret_cast<char *>(std::malloc(bytes)); }
    static void free(char * const block)
    { std::free(block); }
};

template <typename UserAllocator = default_user_allocator_new_delete>
class pool
{
private:
    pool(const pool &);
    void operator=(const pool &);

public:
    typedef UserAllocator user_allocator;
    typedef typename UserAllocator::size_type size_type;
    typedef typename UserAllocator::difference_type difference_type;

    explicit pool(size_type requested_size);
    ~pool();

    bool release_memory();
    bool purge_memory();

    bool is_from(void * chunk) const;
    size_type get_requested_size() const;

    void * malloc();
    void * ordered_malloc();
    void * ordered_malloc(size_type n);

    void free(void * chunk);
    void ordered_free(void * chunk);
    void free(void * chunks, size_type n);
    void ordered_free(void * chunks, size_type n);
};
```

**Example:**

```
void func()
{
    boost::pool<> p(sizeof(int));
    for (int i = 0; i < 10000; ++i)
    {
        int * const t = p.malloc();
        ... // Do something with t; don't take the time to free() it.
    }
} // on function exit, p is destroyed, and all malloc()'ed ints are implicitly freed.
```

## Object\_pool

The `template class object_pool` interface is an Object Usage interface with Null Return, but is aware of the type of the object for which it is allocating chunks. On destruction, any chunks that have been allocated from that `object_pool` will have their destructors called.

`object_pool.hpp` provides a template type that can be used for fast and efficient memory allocation. It also provides automatic destruction of non-deallocated objects.

For information on other pool-based interfaces, see the other [Pool Interfaces](#).

### Synopsis

```
template <typename ElementType, typename UserAllocator = default_user_allocator_new_delete>
class object_pool
{
private:
    object_pool(const object_pool &);
    void operator=(const object_pool &);

public:
    typedef ElementType element_type;
    typedef UserAllocator user_allocator;
    typedef typename pool<UserAllocator>::size_type size_type;
    typedef typename pool<UserAllocator>::difference_type difference_type;

    object_pool();
    ~object_pool();

    element_type * malloc();
    void free(element_type * p);
    bool is_from(element_type * p) const;

    element_type * construct();
    // other construct() functions
    void destroy(element_type * p);
};
```

### Template Parameters

#### *ElementType*

The template parameter is the type of object to allocate/deallocate. It must have a non-throwing destructor.

#### *UserAllocator*

Defines the method that the underlying Pool will use to allocate memory from the system. Default is `default_user_allocator_new_delete`. See `__UserAllocator` for details.

**Example:** `struct X { ... }; // has destructor with side-effects.`

```
void func()  
{  
    boost::object_pool<X> p;  
    for (int i = 0; i < 10000; ++i)  
    {  
        X * const t = p.malloc();  
        ... // Do something with t; don't take the time to free() it.  
    }  
} // on function exit, p is destroyed, and all destructors for the X objects are called.
```

## Singleton\_pool

The [singleton\\_pool interface](#) at [singleton\\_pool.hpp](#) is a Singleton Usage interface with Null Return. It's just the same as the pool interface but with Singleton Usage instead.

### Synopsis

```
template <typename Tag, unsigned RequestedSize,  
         typename UserAllocator = default_user_allocator_new_delete>  
struct singleton_pool  
{  
    public:  
        typedef Tag tag;  
        typedef UserAllocator user_allocator;  
        typedef typename pool<UserAllocator>::size_type size_type;  
        typedef typename pool<UserAllocator>::difference_type difference_type;  
  
        static const unsigned requested_size = RequestedSize;  
  
    private:  
        static pool<size_type> p; // exposition only!  
  
        singleton_pool();  
  
    public:  
        static bool is_from(void * ptr);  
  
        static void * malloc();  
        static void * ordered_malloc();  
        static void * ordered_malloc(size_type n);  
  
        static void free(void * ptr);  
        static void ordered_free(void * ptr);  
        static void free(void * ptr, std::size_t n);  
        static void ordered_free(void * ptr, size_type n);  
  
        static bool release_memory();  
        static bool purge_memory();  
};
```

### Notes

The underlying pool `p` referenced by the static functions in `singleton_pool` is actually declared in a way so that it is:

- Thread-safe if there is only one thread running before `main()` begins and after `main()` ends. All of the static functions of `singleton_pool` synchronize their access to `p`.
- Guaranteed to be constructed before it is used, so that the simple static object in the synopsis above would actually be an incorrect implementation. The actual implementation to guarantee this is considerably more complicated.

**Note** that a different underlying pool `p` exists for each different set of template parameters, including implementation-specific ones.

## Template Parameters

### *Tag*

The *Tag* template parameter allows different unbounded sets of singleton pools to exist. For example, the pool allocators use two tag classes to ensure that the two different allocator types never share the same underlying singleton pool.

*Tag* is never actually used by `singleton_pool`.

*RequestedSize* The requested size of memory chunks to allocate. This is passed as a constructor parameter to the underlying pool. Must be greater than 0.

### *UserAllocator*

Defines the method that the underlying pool will use to allocate memory from the system. See User Allocators for details.

**Example:** `struct MyPoolTag { };`

```
typedef boost::singleton_pool<MyPoolTag, sizeof(int)> my_pool;
void func()
{
    for (int i = 0; i < 10000; ++i)
    {
        int * const t = my_pool::malloc();
        ... // Do something with t; don't take the time to free() it.
    }
    // Explicitly free all malloc()'ed ints.
    my_pool::purge_memory();
}
```

## pool\_allocator

The `pool_allocator interface` is a Singleton Usage interface with Exceptions. It is built on the `singleton_pool` interface, and provides a Standard Allocator-compliant class (for use in containers, etc.).

### Introduction

[pool\\_alloc.hpp](#)

Provides two template types that can be used for fast and efficient memory allocation. These types both satisfy the Standard Allocator requirements [20.1.5] and the additional requirements in [20.1.5/4], so they can be used with Standard or user-supplied containers.

For information on other pool-based interfaces, see the other [Pool Interfaces](#).

### Synopsis



```
struct pool_allocator_tag { };

template <typename T,
    typename UserAllocator = default_user_allocator_new_delete>
class pool_allocator
{
public:
    typedef UserAllocator user_allocator;
    typedef T value_type;
    typedef value_type * pointer;
    typedef const value_type * const_pointer;
    typedef value_type & reference;
    typedef const value_type & const_reference;
    typedef typename pool<UserAllocator>::size_type size_type;
    typedef typename pool<UserAllocator>::difference_type difference_type;

    template <typename U>
    struct rebind
    { typedef pool_allocator<U, UserAllocator> other; };

public:
    pool_allocator();
    pool_allocator(const pool_allocator &);
    // The following is not explicit, mimicking std::allocator [20.4.1]
    template <typename U>
    pool_allocator(const pool_allocator<U, UserAllocator> &);
    pool_allocator & operator=(const pool_allocator &);
    ~pool_allocator();

    static pointer address(reference r);
    static const_pointer address(const_reference s);
    static size_type max_size();
    static void construct(pointer ptr, const value_type & t);
    static void destroy(pointer ptr);

    bool operator==(const pool_allocator &) const;
    bool operator!=(const pool_allocator &) const;

    static pointer allocate(size_type n);
    static pointer allocate(size_type n, pointer);
    static void deallocate(pointer ptr, size_type n);
};

struct fast_pool_allocator_tag { };

template <typename T
    typename UserAllocator = default_user_allocator_new_delete>
class fast_pool_allocator
{
public:
    typedef UserAllocator user_allocator;
    typedef T value_type;
    typedef value_type * pointer;
    typedef const value_type * const_pointer;
    typedef value_type & reference;
    typedef const value_type & const_reference;
    typedef typename pool<UserAllocator>::size_type size_type;
    typedef typename pool<UserAllocator>::difference_type difference_type;

    template <typename U>
    struct rebind
    { typedef fast_pool_allocator<U, UserAllocator> other; };
};
```

```
public:
    fast_pool_allocator();
    fast_pool_allocator(const fast_pool_allocator &);
    // The following is not explicit, mimicking std::allocator [20.4.1]
    template <typename U>
    fast_pool_allocator(const fast_pool_allocator<U, UserAllocator> &);
    fast_pool_allocator & operator=(const fast_pool_allocator &);
    ~fast_pool_allocator();

    static pointer address(reference r);
    static const_pointer address(const_reference s);
    static size_type max_size();
    static void construct(pointer ptr, const value_type & t);
    static void destroy(pointer ptr);

    bool operator==(const fast_pool_allocator &) const;
    bool operator!=(const fast_pool_allocator &) const;

    static pointer allocate(size_type n);
    static pointer allocate(size_type n, pointer);
    static void deallocate(pointer ptr, size_type n);

    static pointer allocate();
    static void deallocate(pointer ptr);
};
```

### Template Parameters

*T* The first template parameter is the type of object to allocate/deallocate.

*UserAllocator* Defines the method that the underlying Pool will use to allocate memory from the system. See User Allocators for details.

### Example:

```
void func()
{
    std::vector<int, boost::pool_allocator<int> > v;
    for (int i = 0; i < 10000; ++i)
        v.push_back(13);
} // Exiting the function does NOT free the system memory allocated by the pool allocator.
// You must call
// boost::singleton_pool<boost::pool_allocator_tag, sizeof(int)>::release_memory();
// in order to force freeing the system memory.
```

## Pool in More Depth

### Basic ideas behind pooling

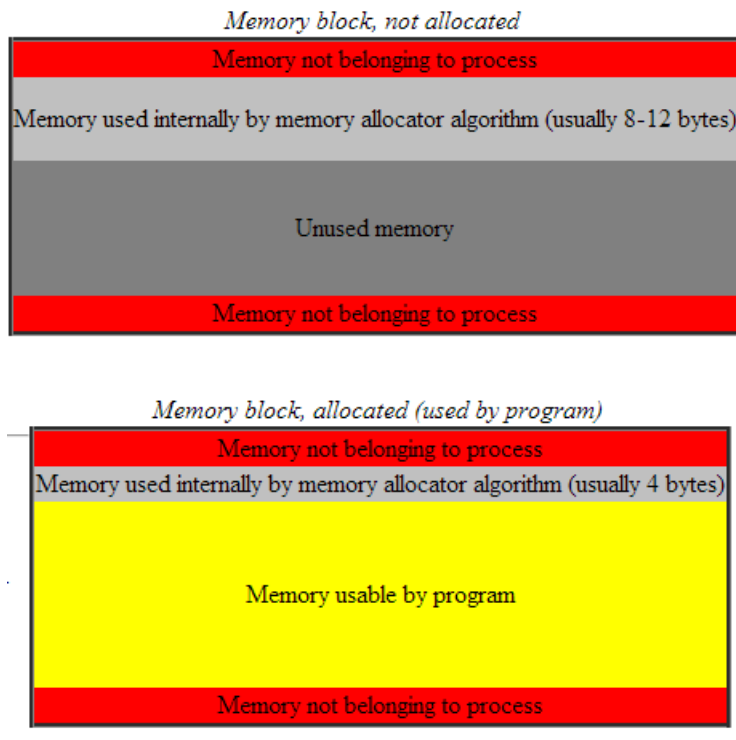
*Dynamic memory allocation has been a fundamental part of most computer systems since roughly 1960... 1*

Everyone uses dynamic memory allocation. If you have ever called malloc or new, then you have used dynamic memory allocation. Most programmers have a tendency to treat the heap as a “magic bag”: we ask it for memory, and it magically creates some for us. Sometimes we run into problems because the heap is not magic.

The heap is limited. Even on large systems (i.e., not embedded) with huge amounts of virtual memory available, there is a limit. Everyone is aware of the physical limit, but there is a more subtle, 'virtual' limit, that limit at which your program (or the entire system) slows down due to the use of virtual memory. This virtual limit is much closer to your program than the physical limit, especially if you are running on a multitasking system. Therefore, when running on a large system, it is considered *nice* to make your program

use as few resources as necessary, and release them as soon as possible. When using an embedded system, programmers usually have no memory to waste.

The heap is complicated. It has to satisfy any type of memory request, for any size, and do it fast. The common approaches to memory management have to do with splitting the memory up into portions, and keeping them ordered by size in some sort of a tree or list structure. Add in other factors, such as locality and estimating lifetime, and heaps quickly become very complicated. So complicated, in fact, that there is no known *perfect* answer to the problem of how to do dynamic memory allocation. The diagrams below illustrate how most common memory managers work: for each chunk of memory, it uses part of that memory to maintain its internal tree or list structure. Even when a chunk is malloc'ed out to a program, the memory manager must *save* some information in it - usually just its size. Then, when the block is free'd, the memory manager can easily tell how large it is.



### Dynamic memory allocation is often inefficient

Because of the complication of dynamic memory allocation, it is often inefficient in terms of time and/or space. Most memory allocation algorithms store some form of information with each memory block, either the block size or some relational information, such as its position in the internal tree or list structure. It is common for such *header fields* to take up one machine word in a block that is being used by the program. The obvious disadvantage, then, is when small objects are dynamically allocated. For example, if ints were dynamically allocated, then automatically the algorithm will reserve space for the header fields as well, and we end up with a 50% waste of memory. Of course, this is a worst-case scenario. However, more modern programs are making use of small objects on the heap; and that is making this problem more and more apparent. Wilson et. al. state that an average-case memory overhead is about ten to twenty percent<sup>2</sup>. This memory overhead will grow higher as more programs use more smaller objects. It is this memory overhead that brings programs closer to the virtual limit.

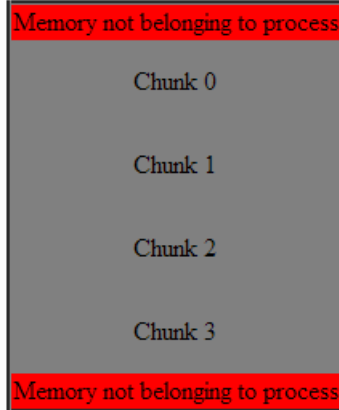
In larger systems, the memory overhead is not as big of a problem (compared to the amount of time it would take to work around it), and thus is often ignored. However, there are situations where many allocations and/or deallocations of smaller objects are taking place as part of a time-critical algorithm, and in these situations, the system-supplied memory allocator is often too slow.

Simple segregated storage addresses both of these issues. Almost all memory overhead is done away with, and all allocations can take place in a small amount of (amortized) constant time. However, this is done at the loss of generality; simple segregated storage only can allocate memory chunks of a single size.

## Simple Segregated Storage

Simple Segregated Storage is the basic idea behind the Boost Pool library. Simple Segregated Storage is the simplest, and probably the fastest, memory allocation/deallocation algorithm. It begins by partitioning a memory block into fixed-size chunks. Where the block comes from is not important until implementation time. A Pool is some object that uses Simple Segregated Storage in this fashion. To illustrate:

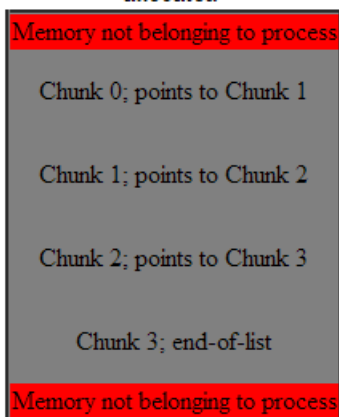
*Memory block, split into chunks*



Each of the chunks in any given block are always the same size. This is the fundamental restriction of Simple Segregated Storage: you cannot ask for chunks of different sizes. For example, you cannot ask a Pool of integers for a character, or a Pool of characters for an integer (assuming that characters and integers are different sizes).

Simple Segregated Storage works by interleaving a free list within the unused chunks. For example:

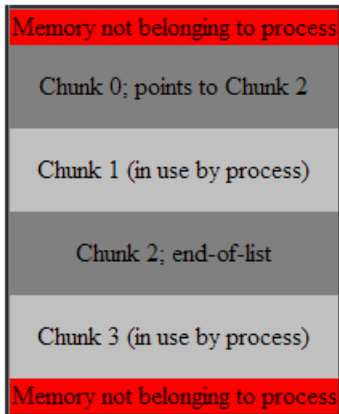
*Memory block, with no chunks :  
allocated*



By interleaving the free list inside the chunks, each Simple Segregated Storage only has the overhead of a single pointer (the pointer to the first element in the list). It has no memory overhead for chunks that are in use by the process.

Simple Segregated Storage is also extremely fast. In the simplest case, memory allocation is merely removing the first chunk from the free list, a  $O(1)$  operation. In the case where the free list is empty, another block may have to be acquired and partitioned, which would result in an amortized  $O(1)$  time. Memory deallocation may be as simple as adding that chunk to the front of the free list, a  $O(1)$  operation. However, more complicated uses of Simple Segregated Storage may require a sorted free list, which makes deallocation  $O(N)$ .

Memory block, with two chunks  
allocated



Simple Segregated Storage gives faster execution and less memory overhead than a system-supplied allocator, but at the loss of generality. A good place to use a Pool is in situations where many (noncontiguous) small objects may be allocated on the heap, or if allocation and deallocation of the same-sized objects happens repeatedly.

## Guaranteeing Alignment - How we guarantee alignment portably.

### Terminology

Review the [concepts](#) section if you are not already familiar with it. Remember that block is a contiguous section of memory, which is partitioned or segregated into fixed-size chunks. These chunks are what are allocated and deallocated by the user.

### Overview

Each Pool has a single free list that can extend over a number of memory blocks. Thus, Pool also has a linked list of allocated memory blocks. Each memory block, by default, is allocated using `new[]`, and all memory blocks are freed on destruction. It is the use of `new[]` that allows us to guarantee alignment.

### Proof of Concept: Guaranteeing Alignment

Each block of memory is allocated as a POD type (specifically, an array of characters) through operator `new[]`. Let `POD_size` be the number of characters allocated.

#### Predicate 1: Arrays may not have padding

This follows from the following quote:

[5.3.3/2] (Expressions::Unary expressions::Sizeof) ... *When applied to an array, the result is the total number of bytes in the array. This implies that the size of an array of  $n$  elements is  $n$  times the size of an element.*

Therefore, arrays cannot contain padding, though the elements within the arrays may contain padding.

#### Predicate 2: Any block of memory allocated as an array of characters through operator `new[]` (hereafter referred to as the block) is properly aligned for any object of that size or smaller

This follows from:

- [3.7.3.1/2] (Basic concepts::Storage duration::Dynamic storage duration::Allocation functions) "... *The pointer returned shall be suitably aligned so that it can be converted to a pointer of any complete object type and then used to access the object or array in the storage allocated ...*"
- [5.3.4/10] (Expressions::Unary expressions::New) "... *For arrays of `char` and unsigned `char`, the difference between the result of the `new-expression` and the address returned by the allocation function shall be an integral multiple of the most stringent alignment*

requirement (3.9) of any object type whose size is no greater than the size of the array being created. [Note: Because allocation functions are assumed to return pointers to storage that is appropriately aligned for objects of any type, this constraint on array allocation overhead permits the common idiom of allocating character arrays into which objects of other types will later be placed.]"

**Consider: imaginary object type `Element` of a size which is a multiple of some actual object size; assume `sizeof(Element) > POD_size`**

Note that an object of that size can exist. One object of that size is an array of the "actual" objects.

Note that the block is properly aligned for an `Element`. This directly follows from Predicate 2.

### **Corollary 1: The block is properly aligned for an array of `Elements`**

This follows from Predicates 1 and 2, and the following quote:

[3.9/9] (Basic concepts::Types) "An object type is a (possibly cv-qualified) type that is not a function type, not a reference type, and not a void type."

(Specifically, array types are object types.)

**Corollary 2: For any pointer `p` and integer `i`, if `p` is properly aligned for the type it points to, then `p + i` (when well-defined) is properly aligned for that type; in other words, if an array is properly aligned, then each element in that array is properly aligned**

There are no quotes from the Standard to directly support this argument, but it fits the common conception of the meaning of "alignment".

Note that the conditions for `p + i` being well-defined are outlined in [5.7/5]. We do not quote that here, but only make note that it is well-defined if `p` and `p + i` both point into or one past the same array.

**Let: `sizeof(Element)` be the least common multiple of sizes of several actual objects (`T1, T2, T3, ...`)**

**Let: `block` be a pointer to the memory block, `pe` be (`Element *`) block, and `pn` be (`Tn *`) block**

**Corollary 3: For each integer `i`, such that `pe + i` is well-defined, then for each `n`, there exists some integer `jn` such that `pn + jn` is well-defined and refers to the same memory address as `pe + i`**

This follows naturally, since the memory block is an array of `Elements`, and for each `n`, `sizeof(Element) % sizeof(Tn) == 0`; thus, the boundary of each element in the array of `Elements` is also a boundary of each element in each array of `Tn`.

**Theorem: For each integer `i`, such that `pe + i` is well-defined, that address (`pe + i`) is properly aligned for each type `Tn`**

Since `pe + i` is well-defined, then by Corollary 3, `pn + jn` is well-defined. It is properly aligned from Predicate 2 and Corollaries 1 and 2.

## **Use of the Theorem**

The proof above covers alignment requirements for cutting chunks out of a block. The implementation uses actual object sizes of:

- The requested object size (`requested_size`); this is the size of chunks requested by the user
- `void*` (pointer to void); this is because we interleave our free list through the chunks
- `size_type`; this is because we store the size of the next block within each memory block

Each block also contains a pointer to the next block; but that is stored as a pointer to void and cast when necessary, to simplify alignment requirements to the three types above.

Therefore, `alloc_size` is defined to be the largest of the sizes above, rounded up to be a multiple of all three sizes. This guarantees alignment provided all alignments are powers of two: something that appears to be true on all known platforms.

## A Look at the Memory Block

Each memory block consists of three main sections. The first section is the part that chunks are cut out of, and contains the interleaved free list. The second section is the pointer to the next block, and the third section is the size of the next block.

Each of these sections may contain padding as necessary to guarantee alignment for each of the next sections. The size of the first section is `number_of_chunks * lcm(requested_size, sizeof(void *), sizeof(size_type))`; the size of the second section is `lcm(sizeof(void *), sizeof(size_type))`; and the size of the third section is `sizeof(size_type)`.

Here's an example memory block, where `requested_size == sizeof(void *) == sizeof(size_type) == 4`:

*Memory block containing 4 chunks, showing overlying array structures; FLP = Interleaved Free List Pointer*

Sections	size_type alignment	void * alignment	requested_size alignment
Memory not belonging to process			
Chunks section (16 bytes)	(4 bytes)	FLP for Chunk 1 (4 bytes)	Chunk 1 (4 bytes)
	(4 bytes)	FLP for Chunk 2 (4 bytes)	Chunk 2 (4 bytes)
	(4 bytes)	FLP for Chunk 3 (4 bytes)	Chunk 3 (4 bytes)
	(4 bytes)	FLP for Chunk 4 (4 bytes)	Chunk 4 (4 bytes)
Pointer to next Block (4 bytes)	(4 bytes)	Pointer to next Block (4 bytes)	
Size of next Block (4 bytes)	Size of next Block (4 bytes)		
Memory not belonging to process			

To show a visual example of possible padding, here's an example memory block where `requested_size == 8` and `sizeof(void *) == sizeof(size_type) == 4`

*Memory block containing 4 chunks, showing overlying array structures; FLP = Interleaved Free List Pointer*

Sections	size_type alignment	void * alignment	requested_size alignment
Memory not belonging to process			
Chunks section (32 bytes)	(4 bytes)	FLP for Chunk 1 (4 bytes)	Chunk 1 (8 bytes)
	(4 bytes)	(4 bytes)	
	(4 bytes)	FLP for Chunk 2 (4 bytes)	Chunk 2 (8 bytes)
	(4 bytes)	(4 bytes)	
	(4 bytes)	FLP for Chunk 3 (4 bytes)	Chunk 3 (8 bytes)
	(4 bytes)	(4 bytes)	
	(4 bytes)	FLP for Chunk 4 (4 bytes)	Chunk 4 (8 bytes)
	(4 bytes)	(4 bytes)	
Pointer to next Block (4 bytes)	(4 bytes)	Pointer to next Block (4 bytes)	
Size of next Block (4 bytes)	Size of next Block (4 bytes)		
Memory not belonging to process			

## How Contiguous Chunks are Handled

The theorem above guarantees all alignment requirements for allocating chunks and also implementation details such as the interleaved free list. However, it does so by adding padding when necessary; therefore, we have to treat allocations of contiguous chunks in a different way.

Using array arguments similar to the above, we can translate any request for contiguous memory for `n` objects of `requested_size` into a request for `m` contiguous chunks. `m` is simply `ceil(n * requested_size / alloc_size)`, where `alloc_size` is the actual size of the chunks.

To illustrate:

Here's an example memory block, where `requested_size == 1` and `sizeof(void *) == sizeof(size_type) == 4`:

*Memory block containing 4 chunks; requested\_size is 1*

Sections	size_type alignment	void * alignment	requested_size alignment
Memory not belonging to process			
Chunks section (16 bytes)	(4 bytes)	FLP to Chunk 2 (4 bytes)	Chunk 1 (4 bytes)
	(4 bytes)	FLP to Chunk 3 (4 bytes)	Chunk 2 (4 bytes)
	(4 bytes)	FLP to Chunk 4 (4 bytes)	Chunk 3 (4 bytes)
	(4 bytes)	FLP to end-of-list (4 bytes)	Chunk 4 (4 bytes)
Pointer to next Block (4 bytes)	(4 bytes)	Ptr to end-of-list (4 bytes)	
Size of next Block (4 bytes)	0 (4 bytes)		
Memory not belonging to process			

*After user requests 7 contiguous elements of requested\_size*

Sections	size_type alignment	void * alignment	requested_size alignment
Memory not belonging to process			
Chunks section (16 bytes)	(4 bytes)	(4 bytes)	4 bytes in use by program
	(4 bytes)	(4 bytes)	3 bytes in use by program (1 byte unused)
	(4 bytes)	FLP to Chunk 4 (4 bytes)	Chunk 3 (4 bytes)
	(4 bytes)	FLP to end-of-list (4 bytes)	Chunk 4 (4 bytes)
Pointer to next Block (4 bytes)	(4 bytes)	Ptr to end-of-list (4 bytes)	
Size of next Block (4 bytes)	0 (4 bytes)		
Memory not belonging to process			

Then, when the user deallocates the contiguous memory, we can split it up into chunks again.

Note that the implementation provided for allocating contiguous chunks uses a linear instead of quadratic algorithm. This means that it may not find contiguous free chunks if the free list is not ordered. Thus, it is recommended to always use an ordered free list when dealing with contiguous allocation of chunks. (In the example above, if Chunk 1 pointed to Chunk 3 pointed to Chunk 2 pointed to Chunk 4, instead of being in order, the contiguous allocation algorithm would have failed to find any of the contiguous chunks).

## Simple Segregated Storage (Not for the faint of heart - Embedded programmers only!)

### Introduction

`simple_segregated_storage.hpp` provides a template class `simple_segregated_storage` that controls access to a free list of memory chunks.

Note that this is a very simple class, with unchecked preconditions on almost all its functions. It is intended to be the fastest and smallest possible quick memory allocator for example, something to use in embedded systems. This class delegates many difficult preconditions to the user (especially alignment issues). For more general usage, see the other [Pool Interfaces](#).



## Synopsis

```
template <typename SizeType = std::size_t>
class simple_segregated_storage
{
private:
    simple_segregated_storage(const simple_segregated_storage &);
    void operator=(const simple_segregated_storage &);

public:
    typedef SizeType size_type;

    simple_segregated_storage();
    ~simple_segregated_storage();

    static void * segregate(void * block,
        size_type nsz, size_type npartition_sz,
        void * end = 0);
    void add_block(void * block,
        size_type nsz, size_type npartition_sz);
    void add_ordered_block(void * block,
        size_type nsz, size_type npartition_sz);

    bool empty() const;

    void * malloc();
    void free(void * chunk);
    void ordered_free(void * chunk);
    void * malloc_n(size_type n, size_type partition_sz);
    void free_n(void * chunks, size_type n,
        size_type partition_sz);
    void ordered_free_n(void * chunks, size_type n,
        size_type partition_sz);
};
```

## Semantics

An object of type `simple_segregated_storage<SizeType>` is empty if its free list is empty. If it is not empty, then it is ordered if its free list is ordered. A free list is ordered if repeated calls to `malloc()` will result in a constantly-increasing sequence of values, as determined by `std::less<void *>`. A member function is order-preserving if the free-list maintains its order orientation (that is, an ordered free list is still ordered after the member function call).

**Table 1. Symbol Table**

Symbol	Meaning
Store	<code>simple_segregated_storage&lt;SizeType&gt;</code>
t	value of type Store
u	value of type const Store
block, chunk, end	values of type void *
partition_sz, sz, n	values of type Store::size_type

**Table 2. Template Parameters**

Parameter	Default	Requirements
SizeType	std::size_t	An unsigned integral type

**Table 3. Typedefs**

Symbol	Type
size_type	SizeType

**Table 4. Constructors, Destructors, and State**

Expression	Return Type	Post-Condition	Notes
Store()	not used	empty()	Constructs a new Store
(&t)->~Store()	not used		Destructs the Store
u.empty()	bool		Returns true if u is empty. Order-preserving.

**Table 5. Segregation**

Expression	Return Type	Pre-Condition	Post-Condition	Semantic Equivalence	Notes
<code>Store::segregate(block, sz, partition_sz, end)</code>	<code>void *</code>	<code>partition_sz &gt;= sizeof(void *)</code> <code>partition_sz = sizeof(void *) * i</code> , for some integer <code>i</code> <code>sz &gt;= partition_sz</code> block is properly aligned for an array of objects of size <code>partition_sz</code> block is properly aligned for an array of <code>void *</code>			Interleaves a free list through the memory block specified by block of size <code>sz</code> bytes, partitioning it into as many <code>partition_sz</code> -sized chunks as possible. The last chunk is set to point to end, and a pointer to the first chunk is returned (this is always equal to block). This interleaved free list is ordered. $O(sz)$ .
<code>Store::segregate(block, sz, partition_sz)</code>	<code>void *</code>	Same as above		<code>Store::segregate(block, sz, partition_sz, 0)</code>	
<code>t.add_block(block, sz, partition_sz)</code>	<code>void</code>	Same as above	<code>!t.empty()</code>		Segregates the memory block specified by block of size <code>sz</code> bytes into <code>partition_sz</code> -sized chunks, and adds that free list to its own. If <code>t</code> was empty before this call, then it is ordered after this call. $O(sz)$ .
<del><code>t.add_block(block, sz, partition_sz)</code></del> <code>t.add_ordered_block(block, sz, partition_sz)</code>	<code>void</code>	Same as above	<code>!t.empty()</code>		Segregates the memory block specified by block of size <code>sz</code> bytes into <code>partition_sz</code> -sized chunks, and merges that free list into its own. Order-preserving. $O(sz)$ .

**Table 6. Allocation and Deallocation**

Expression	Return Type	Pre-Condition	Post-Condition	Semantic Equivalence	Notes
t.malloc()	void *	!t.empty()			Takes the first available chunk from the free list and returns it. Order-preserving. O(1).
t.free(chunk)	void	chunk was previously returned from a call to t.malloc()	!t.empty()		Places chunk back on the free list. Note that chunk may not be 0. O(1).
t.ordered_free(chunk)	void	Same as above	!t.empty()		Places chunk back on the free list. Note that chunk may not be 0. Order-preserving. O(N) with respect to the size of the free list.
t.malloc_n(n, partition_sz)	void *				Attempts to find a contiguous sequence of n partition_sz-sized chunks. If found, removes them all from the free list and returns a pointer to the first. If not found, returns 0. It is strongly recommended (but not required) that the free list be ordered, as this algorithm will fail to find a contiguous sequence unless it is contiguous in the free list as well. Order-preserving. O(N) with respect to the size of the free list.

Expression	Return Type	Pre-Condition	Post-Condition	Semantic Equivalence	Notes
<code>t.free_n(chunk, n, partition_sz)</code>	void	chunk was previously returned from a call to <code>t.malloc_n(n, partition_sz)</code>	<code>!t.empty()</code>	<code>t.add_block(chunk, n * partition_sz, partition_sz)</code>	Assumes that chunk actually refers to a block of chunks spanning $n * \text{partition\_sz}$ bytes; segregates and adds in that block. Note that chunk may not be 0. $O(n)$ .
<code>t.ordered_free_n(chunk, n, partition_sz)</code>	void	same as above	same as above	<del><code>t.add_block(chunk, n * partition_sz, partition_sz)</code></del> <code>t.add_ordered_block(chunk, n * partition_sz, partition_sz)</code>	Same as above, except it merges in the free list. Order-preserving. $O(N + n)$ where $N$ is the size of the free list.

## The UserAllocator Concept

Pool objects need to request memory blocks from the system, which the Pool then splits into chunks to allocate to the user. By specifying a `UserAllocator` template parameter to various Pool interfaces, users can control how those system memory blocks are allocated.

In the following table, *UserAllocator* is a User Allocator type, *block* is a value of type `char *`, and *n* is a value of type `UserAllocator::size_type`

**Table 7. UserAllocator Requirements**

Expression	Result	Description
<code>UserAllocator::size_type</code>		An unsigned integral type that can represent the size of the largest object to be allocated.
<code>UserAllocator::difference_type</code>		A signed integral type that can represent the difference of any two pointers.
<code>UserAllocator::malloc(n)</code>	<code>char *</code>	Attempts to allocate <i>n</i> bytes from the system. Returns 0 if out-of-memory.
<code>UserAllocator::free(block)</code>	void	<i>block</i> must have been previously returned from a call to <code>UserAllocator::malloc</code> .

There are two `UserAllocator` classes provided in this library: `default_user_allocator_new_delete` and `default_user_allocator_malloc_free`, both in `pool.hpp`. The default value for the template parameter `UserAllocator` is always `default_user_allocator_new_delete`.

# Boost.Pool C++ Reference

## Header `<boost/pool/object_pool.hpp>`

Provides a template type `boost::object_pool<T, UserAllocator>` that can be used for fast and efficient memory allocation of objects of type `T`. It also provides automatic destruction of non-deallocated objects.

```
namespace boost {
    template<typename T, typename UserAllocator> class object_pool;
}
```

## Class template `object_pool`

`boost::object_pool` — A template class that can be used for fast and efficient memory allocation of objects. It also provides automatic destruction of non-deallocated objects.

## Synopsis

```
// In header: <boost/pool/object_pool.hpp>

template<typename T, typename UserAllocator>
class object_pool : protected boost::pool< UserAllocator > {
public:
    // types
    typedef T element_type; // ElementType.
    typedef UserAllocator user_allocator;
    typedef pool< UserAllocator >::size_type size_type; // pool<UserAllocator>::size_type
    or::size_type
    typedef pool< UserAllocator >::difference_type difference_type; // pool<UserAllocator>::difference_type
    difference_type

    // construct/copy/destroy
    explicit object_pool(const size_type = 32, const size_type = 0);
    ~object_pool();

    // protected member functions
    pool< UserAllocator > & store();
    const pool< UserAllocator > & store() const;

    // protected static functions
    static void *& nextof(void *const);

    // public member functions
    element_type * malloc();
    void free(element_type *const);
    bool is_from(element_type *const) const;
    element_type * construct();
    template<typename Arg1, ...class ArgN>
        element_type * construct(Arg1 &, ...ArgN &);
    void destroy(element_type *const);
    size_type get_next_size() const;
    void set_next_size(const size_type);
};
```

## Description

**T** The type of object to allocate/deallocate. `T` must have a non-throwing destructor.

**UserAllocator** Defines the allocator that the underlying Pool will use to allocate memory from the system. See [User Allocators](#) for details.

Class [object\\_pool](#) is a template class that can be used for fast and efficient memory allocation of objects. It also provides automatic destruction of non-deallocated objects.

When the object pool is destroyed, then the destructor for type T is called for each allocated T that has not yet been deallocated. O(N).

Whenever an object of type ObjectPool needs memory from the system, it will request it from its UserAllocator template parameter. The amount requested is determined using a doubling algorithm; that is, each time more system memory is allocated, the amount of system memory requested is doubled. Users may control the doubling algorithm by the parameters passed to the [object\\_pool](#)'s constructor.

#### **object\_pool public construct/copy/destruct**

1. 

```
explicit object_pool(const size_type arg_next_size = 32,
                    const size_type arg_max_size = 0);
```

Constructs a new (empty by default) ObjectPool.

Requires: next\_size != 0.

2. 

```
~object_pool();
```

#### **object\_pool protected member functions**

1. 

```
pool< UserAllocator > & store();
```

Returns: The underlying boost::pool storage used by \*this.

2. 

```
const pool< UserAllocator > & store() const;
```

Returns: The underlying boost::pool storage used by \*this.

#### **object\_pool protected static functions**

1. 

```
static void *& nextof(void *const ptr);
```

Returns: The next memory block after ptr (for the sake of code readability :)

#### **object\_pool public member functions**

1. 

```
element_type * malloc();
```

Allocates memory that can hold one object of type ElementType.

If out of memory, returns 0.

Amortized O(1).

2. 

```
void free(element_type *const chunk);
```

De-Allocates memory that holds a chunk of type ElementType.

Note that p may not be 0.

Note that the destructor for p is not called. O(N).

3. 

```
bool is_from(element_type *const chunk) const;
```

Returns false if chunk was allocated from some other pool or may be returned as the result of a future allocation from some other pool.

Otherwise, the return value is meaningless.



### Note

This function may NOT be used to reliably test random pointer values!

Returns: true if chunk was allocated from \*this or may be returned as the result of a future allocation from \*this.

4. 

```
element_type * construct();
```

Returns: A pointer to an object of type T, allocated in memory from the underlying pool and default constructed. The returned object can be freed by a call to destroy. Otherwise the returned object will be automatically destroyed when \*this is destroyed.

5. 

```
template<typename Arg1, ...class ArgN>
element_type * construct(Arg1 &, ...ArgN &);
```



### Note

Since the number and type of arguments to this function is totally arbitrary, a simple system has been set up to automatically generate template construct functions. This system is based on the macro preprocessor m4, which is standard on UNIX systems and also available for Win32 systems.

detail/pool\_construct.m4, when run with m4, will create the file detail/pool\_construct.ipp, which only defines the construct functions for the proper number of arguments. The number of arguments may be passed into the file as an m4 macro, NumberOfArguments; if not provided, it will default to 3.

For each different number of arguments (1 to NumberOfArguments), a template function is generated. There are the same number of template parameters as there are arguments, and each argument's type is a reference to that (possibly cv-qualified) template argument. Each possible permutation of the cv-qualifications is also generated. Because each permutation is generated for each possible number of arguments, the included file size grows exponentially in terms of the number of constructor arguments, not linearly. For the sake of rational compile times, only use as many arguments as you need.

detail/pool\_construct.bat and detail/pool\_construct.sh are also provided to call m4, defining NumberOfArguments to be their command-line parameter. See these files for more details.

Returns: A pointer to an object of type T, allocated in memory from the underlying pool and constructed from arguments Arg1 to ArgN. The returned object can be freed by a call to destroy. Otherwise the returned object will be automatically destroyed when \*this is destroyed.

6. 

```
void destroy(element_type *const chunk);
```

Destroys an object allocated with construct.

Equivalent to:

```
p->~ElementType(); this->free(p);
```



Requires:      `p` must have been previously allocated from `*this` via a call to `construct`.

7. 

```
size_type get_next_size() const;
```

Returns:      The number of chunks that will be allocated next time we run out of memory.

8. 

```
void set_next_size(const size_type x);
```

Set a new number of chunks to allocate the next time we run out of memory.

Parameters:      `x`    wanted `next_size` (must not be zero).

## Header `<boost/pool/pool.hpp>`

Provides class `pool`: a fast memory allocator that guarantees proper alignment of all allocated chunks, and which extends and generalizes the framework provided by the simple segregated storage solution. Also provides two `UserAllocator` classes which can be used in conjunction with `pool`.

```
namespace boost {  
    struct default_user_allocator_malloc_free;  
    struct default_user_allocator_new_delete;  
  
    template<typename UserAllocator> class pool;  
}
```

## Struct `default_user_allocator_malloc_free`

`boost::default_user_allocator_malloc_free` — `UserAllocator` used as template parameter for `pool` and `object_pool`. Uses `malloc` and `free` internally.

## Synopsis

```
// In header: <boost/pool/pool.hpp>  
  
struct default_user_allocator_malloc_free {  
    // types  
    typedef std::size_t    size_type;           // An unsigned integral type that can represent the size of the largest object to be allocated.  
    typedef std::ptrdiff_t difference_type;     // A signed integral type that can represent the difference of any two pointers.  
  
    // public static functions  
    static char * malloc(const size_type);  
    static void free(char *const);  
};
```

## Description

`default_user_allocator_malloc_free` public static functions

1. 

```
static char * malloc(const size_type bytes);
```

2. 

```
static void free(char *const block);
```

## Struct default\_user\_allocator\_new\_delete

boost::default\_user\_allocator\_new\_delete — Allocator used as the default template parameter for a [UserAllocator](#) template parameter. Uses new and delete.

## Synopsis

```
// In header: <boost/pool/pool.hpp>

struct default_user_allocator_new_delete {
    // types
    typedef std::size_t    size_type;           // An unsigned integral type that can represent the size of the largest object to be allocated.
    typedef std::ptrdiff_t difference_type;     // A signed integral type that can represent the difference of any two pointers.

    // public static functions
    static char * malloc(const size_type);
    static void free(char *const);
};
```

## Description

**default\_user\_allocator\_new\_delete public static functions**

1. 

```
static char * malloc(const size_type bytes);
```

Attempts to allocate n bytes from the system. Returns 0 if out-of-memory

2. 

```
static void free(char *const block);
```

Attempts to de-allocate block.

Requires:      Block must have been previously returned from a call to UserAllocator::malloc.

## Class template pool

boost::pool — A fast memory allocator that guarantees proper alignment of all allocated chunks.

## Synopsis

```
// In header: <boost/pool/pool.hpp>

template<typename UserAllocator>
class pool :
    protected boost::simple_segregated_storage< UserAllocator::size_type >
{
public:
    // types
    typedef UserAllocator          user_allocator;    // User allocator.
    typedef UserAllocator::size_type size_type;        // An unsigned integral type that ↓
    // can represent the size of the largest object to be allocated.
    typedef UserAllocator::difference_type difference_type; // A signed integral type that can ↓
    // represent the difference of any two pointers.

    // construct/copy/destruct
    explicit pool(const size_type, const size_type = 32, const size_type = 0);
    ~pool();

    // private member functions
    void * malloc_need_resize();
    void * ordered_malloc_need_resize();

    // protected member functions
    simple_segregated_storage< size_type > & store();
    const simple_segregated_storage< size_type > & store() const;
    details::PODptr< size_type > find_POD(void *const) const;
    size_type alloc_size() const;

    // protected static functions
    static bool is_from(void *const, char *const, const size_type);
    static void *& nextof(void *const);

    // public member functions
    bool release_memory();
    bool purge_memory();
    size_type get_next_size() const;
    void set_next_size(const size_type);
    size_type get_max_size() const;
    void set_max_size(const size_type);
    size_type get_requested_size() const;
    void * malloc();
    void * ordered_malloc();
    void * ordered_malloc(size_type);
    void free(void *const);
    void ordered_free(void *const);
    void free(void *const, const size_type);
    void ordered_free(void *const, const size_type);
    bool is_from(void *const) const;
};
```

## Description

Whenever an object of type pool needs memory from the system, it will request it from its UserAllocator template parameter. The amount requested is determined using a doubling algorithm; that is, each time more system memory is allocated, the amount of system memory requested is doubled.

Users may control the doubling algorithm by using the following extensions:

Users may pass an additional constructor parameter to pool. This parameter is of type size\_type, and is the number of chunks to request from the system the first time that object needs to allocate system memory. The default is 32. This parameter may not be 0.

Users may also pass an optional third parameter to pool's constructor. This parameter is of type `size_type`, and sets a maximum size for allocated chunks. When this parameter takes the default value of 0, then there is no upper limit on chunk size.

Finally, if the doubling algorithm results in no memory being allocated, the pool will backtrack just once, halving the chunk size and trying again.

**UserAllocator type** - the method that the Pool will use to allocate memory from the system.

There are essentially two ways to use class pool: the client can call `malloc()` and `free()` to allocate and free single chunks of memory, this is the most efficient way to use a pool, but does not allow for the efficient allocation of arrays of chunks. Alternatively, the client may call `ordered_malloc()` and `ordered_free()`, in which case the free list is maintained in an ordered state, and efficient allocation of arrays of chunks are possible. However, this latter option can suffer from poor performance when large numbers of allocations are performed.

#### **pool public construct/copy/destruct**

```
1. explicit pool(const size_type nrequested_size,
               const size_type nnext_size = 32, const size_type nmax_size = 0);
```

Constructs a new empty Pool that can be used to allocate chunks of size RequestedSize.

Parameters:	<code>nmax_size</code>	is the maximum number of chunks to allocate in one block.
	<code>nnext_size</code>	parameter is of type <code>size_type</code> , is the number of chunks to request from the system the first time that object needs to allocate system memory. The default is 32. This parameter may not be 0.
	<code>nrequested_size</code>	Requested chunk size

```
2. ~pool();
```

Destructs the Pool, freeing its list of memory blocks.

#### **pool private member functions**

```
1. void * malloc_need_resize();
```

No memory in any of our storages; make a new storage, Allocates chunk in newly malloc after resize.

Returns: 0 if out-of-memory. Called if `malloc/ordered_malloc` needs to resize the free list.

Returns: pointer to chunk.

```
2. void * ordered_malloc_need_resize();
```

Called if `malloc` needs to resize the free list.

No memory in any of our storages; make a new storage,

Returns: pointer to new chunk.

#### **pool protected member functions**

```
1. simple_segregated_storage< size_type > & store();
```

Returns: pointer to store.

```
2. const simple_segregated_storage< size_type > & store() const;
```

Returns: pointer to store.

```
3. details::PODptr< size_type > find_POD(void *const chunk) const;
```

finds which POD in the list 'chunk' was allocated from.

find which PODptr storage memory that this chunk is from.

Returns: the PODptr that holds this chunk.

```
4. size_type alloc_size() const;
```

Calculated size of the memory chunks that will be allocated by this Pool.

Returns: allocated size.

### **pool protected static functions**

```
1. static bool is_from(void *const chunk, char *const i,
                      const size_type sizeof_i);
```

Returns false if chunk was allocated from some other pool, or may be returned as the result of a future allocation from some other pool. Otherwise, the return value is meaningless.

Note that this function may not be used to reliably test random pointer values.

Parameters: chunk chunk to check if is from this pool.

i memory chunk at i with element sizeof\_i.

sizeof\_i element size (size of the chunk area of that block, not the total size of that block).

Returns: true if chunk was allocated or may be returned. as the result of a future allocation.

```
2. static void *& nextof(void *const ptr);
```

Returns: Pointer dereferenced. (Provided and used for the sake of code readability :)

### **pool public member functions**

```
1. bool release_memory();
```

pool must be ordered. Frees every memory block that doesn't have any allocated chunks.

Returns: true if at least one memory block was freed.

```
2. bool purge_memory();
```

pool must be ordered. Frees every memory block.

This function invalidates any pointers previously returned by allocation functions of t.

Returns: true if at least one memory block was freed.

```
3. size_type get_next_size() const;
```

Number of chunks to request from the system the next time that object needs to allocate system memory. This value should never be 0.

Returns: next\_size;

```
4. void set_next_size(const size_type nnext_size);
```

Set number of chunks to request from the system the next time that object needs to allocate system memory. This value should never be set to 0.

Returns:     nnext\_size.

5. `size_type get_max_size() const;`

Returns:     max\_size.

6. `void set_max_size(const size_type nmax_size);`

Set max\_size.

7. `size_type get_requested_size() const;`

Returns:     the requested size passed into the constructor. (This value will not change during the lifetime of a Pool object).

8. `void * malloc();`

Allocates a chunk of memory. Searches in the list of memory blocks for a block that has a free chunk, and returns that free chunk if found. Otherwise, creates a new memory block, adds its free list to pool's free list,

Returns:     a free chunk from that block. If a new memory block cannot be allocated, returns 0. Amortized O(1).

9. `void * ordered_malloc();`

Same as malloc, only merges the free lists, to preserve order. Amortized O(1).

Returns:     a free chunk from that block. If a new memory block cannot be allocated, returns 0. Amortized O(1).

10. `void * ordered_malloc(size_type n);`

Gets address of a chunk n, allocating new memory if not already available.

Returns:     Address of chunk n if allocated ok.

Returns:     0 if not enough memory for n chunks.

11. `void free(void *const chunk);`

Same as malloc, only allocates enough contiguous chunks to cover n \* requested\_size bytes. Amortized O(n).

Deallocates a chunk of memory. Note that chunk may not be 0. O(1).

Chunk must have been previously returned by t.malloc() or t.ordered\_malloc(). Assumes that chunk actually refers to a block of chunks spanning n \* partition\_sz bytes. deallocates each chunk in that block. Note that chunk may not be 0. O(n).

Returns:     a free chunk from that block. If a new memory block cannot be allocated, returns 0. Amortized O(1).

12. `void ordered_free(void *const chunk);`

Same as above, but is order-preserving.

Note that chunk may not be 0. O(N) with respect to the size of the free list. chunk must have been previously returned by t.malloc() or t.ordered\_malloc().

13. `void free(void *const chunks, const size_type n);`

Assumes that chunk actually refers to a block of chunks.

chunk must have been previously returned by `t.ordered_malloc(n)` spanning `n * partition_sz` bytes. Deallocates each chunk in that block. Note that chunk may not be 0.  $O(n)$ .

14. 

```
void ordered_free(void *const chunks, const size_type n);
```

Assumes that chunk actually refers to a block of chunks spanning `n * partition_sz` bytes; deallocates each chunk in that block.

Note that chunk may not be 0. Order-preserving.  $O(N + n)$  where  $N$  is the size of the free list. chunk must have been previously returned by `t.malloc()` or `t.ordered_malloc()`.

15. 

```
bool is_from(void *const chunk) const;
```

Returns: Returns true if chunk was allocated from `u` or may be returned as the result of a future allocation from `u`. Returns false if chunk was allocated from some other pool or may be returned as the result of a future allocation from some other pool. Otherwise, the return value is meaningless. Note that this function may not be used to reliably test random pointer values.

## Header <boost/pool/pool\_alloc.hpp>

C++ Standard Library compatible pool-based allocators.

This header provides two template types - `pool_allocator` and `fast_pool_allocator` - that can be used for fast and efficient memory allocation in conjunction with the C++ Standard Library containers.

These types both satisfy the Standard Allocator requirements [20.1.5] and the additional requirements in [20.1.5/4], so they can be used with either Standard or user-supplied containers.

In addition, the `fast_pool_allocator` also provides an additional allocation and an additional deallocation function:

Expression	Return Type	Semantic Equivalence	
<code>PoolAlloc::allocate()</code>	<code>T *</code>	<code>PoolAlloc::allocate(1)</code>	
<code>PoolAlloc::deallocate(p)</code>	<code>void</code>	<code>PoolAlloc::deallocate(p, 1)</code>	

The typedef `user_allocator` publishes the value of the `UserAllocator` template parameter.

### Notes

If the allocation functions run out of memory, they will throw `std::bad_alloc`.

The underlying Pool type used by the allocators is accessible through the Singleton Pool Interface. The identifying tag used for `pool_allocator` is `pool_allocator_tag`, and the tag used for `fast_pool_allocator` is `fast_pool_allocator_tag`. All template parameters of the allocators (including implementation-specific ones) determine the type of the underlying Pool, with the exception of the first parameter `T`, whose size is used instead.

Since the size of `T` is used to determine the type of the underlying Pool, each allocator for different types of the same size will share the same underlying pool. The tag class prevents pools from being shared between `pool_allocator` and `fast_pool_allocator`. For example, on a system where `sizeof(int) == sizeof(void *)`, `pool_allocator<int>` and `pool_allocator<void *>` will both allocate/deallocate from/to the same pool.

If there is only one thread running before `main()` starts and after `main()` ends, then both allocators are completely thread-safe.

### Compiler and STL Notes

A number of common STL libraries contain bugs in their using of allocators. Specifically, they pass null pointers to the deallocate function, which is explicitly forbidden by the Standard [20.1.5 Table 32]. PoolAlloc will work around these libraries if it detects them; currently, workarounds are in place for: Borland C++ (Builder and command-line compiler) with default (RogueWave) library, ver. 5 and earlier, STLport (with any compiler), ver. 4.0 and earlier.

```
namespace boost {
    template<typename UserAllocator, typename Mutex, unsigned NextSize,
            unsigned MaxSize>
        class fast_pool_allocator<void, UserAllocator, Mutex, NextSize, MaxSize>;

    struct fast_pool_allocator_tag;

    template<typename UserAllocator, typename Mutex, unsigned NextSize,
            unsigned MaxSize>
        class pool_allocator<void, UserAllocator, Mutex, NextSize, MaxSize>;

    struct pool_allocator_tag;
}
```

## Class template `fast_pool_allocator<void, UserAllocator, Mutex, NextSize, MaxSize>`

`boost::fast_pool_allocator<void, UserAllocator, Mutex, NextSize, MaxSize>` — Specialization of `fast_pool_allocator<void>`.

## Synopsis

```
// In header: <boost/pool/pool_alloc.hpp>

template<typename UserAllocator, typename Mutex, unsigned NextSize,
        unsigned MaxSize>
class fast_pool_allocator<void, UserAllocator, Mutex, NextSize, MaxSize> {
public:
    // types
    typedef void *      pointer;
    typedef const void * const_pointer;
    typedef void      value_type;

    // member classes/structs/unions

    // Nested class rebind allows for transformation from fast_pool_allocator<T>
    // to fast_pool_allocator<U>.
    template<typename U>
    struct rebind {
        // types
        typedef fast_pool_allocator< U, UserAllocator, Mutex, NextSize, MaxSize > other;
    };
};
```

## Description

Specialization of `fast_pool_allocator<void>` required to make the allocator standard-conforming.

## Struct template `rebind`

`boost::fast_pool_allocator<void, UserAllocator, Mutex, NextSize, MaxSize>::rebind` — Nested class `rebind` allows for transformation from `fast_pool_allocator<T>` to `fast_pool_allocator<U>`.



## Synopsis

```
// In header: <boost/pool/pool_alloc.hpp>

// Nested class rebind allows for transformation from fast_pool_allocator<T>
// to fast_pool_allocator<U>.
template<typename U>
struct rebind {
    // types
    typedef fast_pool_allocator< U, UserAllocator, Mutex, NextSize, MaxSize > other;
};
```

### Description

Nested class rebind allows for transformation from `fast_pool_allocator<T>` to `fast_pool_allocator<U>` via the member typedef `other`.

### Struct `fast_pool_allocator_tag`

`boost::fast_pool_allocator_tag` — Simple tag type used by `fast_pool_allocator` as a template parameter to the underlying `singleton_pool`.

## Synopsis

```
// In header: <boost/pool/pool_alloc.hpp>

struct fast_pool_allocator_tag {
};
```

### Class template `pool_allocator<void, UserAllocator, Mutex, NextSize, MaxSize>`

`boost::pool_allocator<void, UserAllocator, Mutex, NextSize, MaxSize>` — Specialization of `pool_allocator<void>`.

## Synopsis

```
// In header: <boost/pool/pool_alloc.hpp>

template<typename UserAllocator, typename Mutex, unsigned NextSize,
        unsigned MaxSize>
class pool_allocator<void, UserAllocator, Mutex, NextSize, MaxSize> {
public:
    // types
    typedef void *      pointer;
    typedef const void * const_pointer;
    typedef void      value_type;

    // member classes/structs/unions

    // Nested class rebind allows for transformation from pool_allocator<T> to
    // pool_allocator<U>.
    template<typename U>
    struct rebind {
        // types
        typedef pool_allocator< U, UserAllocator, Mutex, NextSize, MaxSize > other;
    };
};
```

### Description

Specialization of `pool_allocator` for type `void`: required by the standard to make this a conforming allocator type.

## Struct template rebind

`boost::pool_allocator<void, UserAllocator, Mutex, NextSize, MaxSize>::rebind` — Nested class rebind allows for transformation from `pool_allocator<T>` to `pool_allocator<U>`.

## Synopsis

```
// In header: <boost/pool/pool_alloc.hpp>

// Nested class rebind allows for transformation from pool_allocator<T> to
// pool_allocator<U>.
template<typename U>
struct rebind {
    // types
    typedef pool_allocator< U, UserAllocator, Mutex, NextSize, MaxSize > other;
};
```

### Description

Nested class rebind allows for transformation from `pool_allocator<T>` to `pool_allocator<U>` via the member typedef `other`.

## Struct `pool_allocator_tag`

`boost::pool_allocator_tag`

## Synopsis

```
// In header: <boost/pool/pool_alloc.hpp>

struct pool_allocator_tag {
};
```

## Description

Simple tag type used by `pool_allocator` as an argument to the underlying `singleton_pool`.

## Header `<boost/pool/poolfwd.hpp>`

Forward declarations of all public (non-implementation) classes.

```
namespace boost {
    template<typename T,
            typename UserAllocator = default_user_allocator_new_delete,
            typename Mutex = details::pool::default_mutex,
            unsigned NextSize = 32, unsigned MaxSize = 0>
        class fast_pool_allocator;
    template<typename T,
            typename UserAllocator = default_user_allocator_new_delete,
            typename Mutex = details::pool::default_mutex,
            unsigned NextSize = 32, unsigned MaxSize = 0>
        class pool_allocator;
    template<typename SizeType = std::size_t> class simple_segregated_storage;
    template<typename Tag, unsigned RequestedSize,
            typename UserAllocator = default_user_allocator_new_delete,
            typename Mutex = details::pool::default_mutex,
            unsigned NextSize = 32, unsigned MaxSize = 0>
        class singleton_pool;
}
```

## Class template `fast_pool_allocator`

`boost::fast_pool_allocator` — A C++ Standard Library conforming allocator geared towards allocating single chunks.

## Synopsis

```
// In header: <boost/pool/poolfwd.hpp>

template<typename T,
        typename UserAllocator = default_user_allocator_new_delete,
        typename Mutex = details::pool::default_mutex,
        unsigned NextSize = 32, unsigned MaxSize = 0>
class fast_pool_allocator {
public:
    // construct/copy/destroy
    fast_pool_allocator();
    template<typename U>
        fast_pool_allocator(const fast_pool_allocator< U, UserAllocator, Mutex, NextSize, MaxSize > &);

    // public member functions
    void construct(const pointer, const value_type &);
    void destroy(const pointer);
    bool operator==(const fast_pool_allocator &) const;
    bool operator!=(const fast_pool_allocator &) const;

    // public static functions
    static pointer address(reference);
    static const_pointer address(const_reference);
    static size_type max_size();
    static pointer allocate(const size_type);
    static pointer allocate(const size_type, const void *);
    static pointer allocate();
    static void deallocate(const pointer, const size_type);
    static void deallocate(const pointer);
};
```

## Description

While class template `pool_allocator` is a more general-purpose solution geared towards efficiently servicing requests for any number of contiguous chunks, `fast_pool_allocator` is also a general-purpose solution, but is geared towards efficiently servicing requests for one chunk at a time; it will work for contiguous chunks, but not as well as `pool_allocator`.

If you are seriously concerned about performance, use `fast_pool_allocator` when dealing with containers such as `std::list`, and use `pool_allocator` when dealing with containers such as `std::vector`.

The template parameters are defined as follows:

**T** Type of object to allocate/deallocate.

**UserAllocator**. Defines the method that the underlying Pool will use to allocate memory from the system. See [User Allocators](#) for details.

**Mutex** Allows the user to determine the type of synchronization to be used on the underlying `singleton_pool`.

**NextSize** The value of this parameter is passed to the underlying Pool when it is created.

**MaxSize** Limit on the maximum size used.



### Note

The underlying `singleton_pool` used by the this allocator constructs a pool instance that **is never freed**. This means that memory allocated by the allocator can be still used after `main()` has completed, but may mean that some memory checking programs will complain about leaks.

**fast\_pool\_allocator public construct/copy/destroy**

1. 

```
fast_pool_allocator();
```

Ensures construction of the underlying [singleton\\_pool](#) IFF an instance of this allocator is constructed during global initialization. See ticket #2359 for a complete explanation at <http://svn.boost.org/trac/boost/ticket/2359>.

2. 

```
template<typename U>
    fast_pool_allocator(const fast_pool_allocator< U, UserAllocator, Mutex, NextSize, MaxSize
    > &);
```

Ensures construction of the underlying [singleton\\_pool](#) IFF an instance of this allocator is constructed during global initialization. See ticket #2359 for a complete explanation at <http://svn.boost.org/trac/boost/ticket/2359>.

**fast\_pool\_allocator public member functions**

1. 

```
void construct(const pointer ptr, const value_type & t);
```

2. 

```
void destroy(const pointer ptr);
```

Destroy ptr using destructor.

3. 

```
bool operator==(const fast_pool_allocator &) const;
```

4. 

```
bool operator!=(const fast_pool_allocator &) const;
```

**fast\_pool\_allocator public static functions**

1. 

```
static pointer address(reference r);
```

2. 

```
static const_pointer address(const_reference s);
```

3. 

```
static size_type max_size();
```

4. 

```
static pointer allocate(const size_type n);
```

5. 

```
static pointer allocate(const size_type n, const void * const);
```

Allocate memory.

6. 

```
static pointer allocate();
```

Allocate memory.

7. 

```
static void deallocate(const pointer ptr, const size_type n);
```

Deallocate memory.

8. 

```
static void deallocate(const pointer ptr);
```

deallocate/free

## Class template pool\_allocator

boost::pool\_allocator — A C++ Standard Library conforming allocator, based on an underlying pool.

## Synopsis

```
// In header: <boost/pool/poolfwd.hpp>

template<typename T,
         typename UserAllocator = default_user_allocator_new_delete,
         typename Mutex = details::pool::default_mutex,
         unsigned NextSize = 32, unsigned MaxSize = 0>
class pool_allocator {
public:
    // construct/copy/destroy
    pool_allocator();
    template<typename U>
        pool_allocator(const pool_allocator< U, UserAllocator, Mutex, NextSize, MaxSize > &);

    // public member functions
    bool operator==(const pool_allocator &) const;
    bool operator!=(const pool_allocator &) const;

    // public static functions
    static pointer address(reference);
    static const_pointer address(const_reference);
    static size_type max_size();
    static void construct(const pointer, const value_type &);
    static void destroy(const pointer);
    static pointer allocate(const size_type);
    static pointer allocate(const size_type, const void *);
    static void deallocate(const pointer, const size_type);
};
```

## Description

Template parameters for [pool\\_allocator](#) are defined as follows:

**T** Type of object to allocate/deallocate.

**UserAllocator.** Defines the method that the underlying Pool will use to allocate memory from the system. See [User Allocators](#) for details.

**Mutex** Allows the user to determine the type of synchronization to be used on the underlying [singleton\\_pool](#).

**NextSize** The value of this parameter is passed to the underlying [singleton\\_pool](#) when it is created.

**MaxSize** Limit on the maximum size used.



## Note

The underlying [singleton\\_pool](#) used by the this allocator constructs a pool instance that **is never freed**. This means that memory allocated by the allocator can be still used after `main()` has completed, but may mean that some memory checking programs will complain about leaks.

### `pool_allocator` public construct/copy/destruct

1. 

```
pool_allocator();
```

Results in default construction of the underlying [singleton\\_pool](#) IFF an instance of this allocator is constructed during global initialization ( required to ensure construction of [singleton\\_pool](#) IFF an instance of this allocator is constructed during global initialization. See ticket #2359 for a complete explanation at <http://svn.boost.org/trac/boost/ticket/2359> ).

2. 

```
template<typename U>
pool_allocator(const pool_allocator< U, UserAllocator, Mutex, NextSize, MaxSize > &);
```

Results in the default construction of the underlying [singleton\\_pool](#), this is required to ensure construction of [singleton\\_pool](#) IFF an instance of this allocator is constructed during global initialization. See ticket #2359 for a complete explanation at <http://svn.boost.org/trac/boost/ticket/2359> .

### `pool_allocator` public member functions

1. 

```
bool operator==(const pool_allocator &) const;
```

2. 

```
bool operator!=(const pool_allocator &) const;
```

### `pool_allocator` public static functions

1. 

```
static pointer address(reference r);
```

2. 

```
static const_pointer address(const_reference s);
```

3. 

```
static size_type max_size();
```

4. 

```
static void construct(const pointer ptr, const value_type & t);
```

5. 

```
static void destroy(const pointer ptr);
```

6. 

```
static pointer allocate(const size_type n);
```

7. 

```
static pointer allocate(const size_type n, const void * const);
```

allocate n bytes

Parameters:        n    bytes to allocate.

8. 

```
static void deallocate(const pointer ptr, const size_type n);
```

Deallocate n bytes from ptr

Parameters:        n        number of bytes to deallocate.  
                 ptr    location to deallocate from.

## Class template `simple_segregated_storage`

`boost::simple_segregated_storage` — Simple Segregated Storage is the simplest, and probably the fastest, memory allocation/deallocation algorithm. It is responsible for partitioning a memory block into fixed-size chunks: where the block comes from is determined by the client of the class.

## Synopsis

```
// In header: <boost/pool/poolfwd.hpp>

template<typename SizeType = std::size_t>
class simple_segregated_storage {
public:
    // construct/copy/destruct
    simple_segregated_storage(const simple_segregated_storage &);
    simple_segregated_storage();
    void operator=(const simple_segregated_storage &);

    // private static functions
    static void * try_malloc_n(void *&, size_type, size_type);

    // protected member functions
    void * find_prev(void *);

    // protected static functions
    static void *& nextof(void *const);

    // public member functions
    void add_block(void *const, const size_type, const size_type);
    void add_ordered_block(void *const, const size_type, const size_type);
    bool empty() const;
    void * malloc();
    void free(void *const);
    void ordered_free(void *const);
    void * malloc_n(size_type, size_type);
    void free_n(void *const, const size_type, const size_type);
    void ordered_free_n(void *const, const size_type, const size_type);

    // public static functions
    static void * segregate(void *, size_type, size_type, void * = 0);
};
```

## Description

Template class `simple_segregated_storage` controls access to a free list of memory chunks. Please note that this is a very simple class, with preconditions on almost all its functions. It is intended to be the fastest and smallest possible quick memory allocator - e.g., something to use in embedded systems. This class delegates many difficult preconditions to the user (i.e., alignment issues).



An object of type `simple_segregated_storage<SizeType>` is empty if its free list is empty. If it is not empty, then it is ordered if its free list is ordered. A free list is ordered if repeated calls to `malloc()` will result in a constantly-increasing sequence of values, as determined by `std::less<void*>`. A member function is *order-preserving* if the free list maintains its order orientation (that is, an ordered free list is still ordered after the member function call).

#### `simple_segregated_storage` public construct/copy/destruct

1. 

```
simple_segregated_storage(const simple_segregated_storage &);
```
2. 

```
simple_segregated_storage();
```

Construct empty storage area.

Postconditions:        `empty()`

3. 

```
void operator=(const simple_segregated_storage &);
```

#### `simple_segregated_storage` private static functions

1. 

```
static void *  
try_malloc_n(void *& start, size_type n, size_type partition_size);
```

Requires:                 $(n > 0)$ ,  $(start \neq 0)$ ,  $(nextof(start) \neq 0)$

Postconditions:         $(start \neq 0)$  The function attempts to find  $n$  contiguous chunks of size `partition_size` in the free list, starting at `start`. If it succeeds, it returns the last chunk in that contiguous sequence, so that the sequence is known by `[start, {retval}]`. If it fails, it does so either because it's at the end of the free list or hits a non-contiguous chunk. In either case, it will return 0, and set `start` to the last considered chunk. You are at the end of the free list if `nextof(start) == 0`. Otherwise, `start` points to the last chunk in the contiguous sequence, and `nextof(start)` points to the first chunk in the next contiguous sequence (assuming an ordered free list).

#### `simple_segregated_storage` protected member functions

1. 

```
void * find_prev(void * ptr);
```

Traverses the free list referred to by "first", and returns the iterator previous to where "ptr" would go if it was in the free list. Returns 0 if "ptr" would go at the beginning of the free list (i.e., before "first").



#### Note

Note that this function finds the location previous to where `ptr` would go if it was in the free list. It does not find the entry in the free list before `ptr` (unless `ptr` is already in the free list). Specifically, `find_prev(0)` will return 0, not the last entry in the free list.

Returns:        location previous to where `ptr` would go if it was in the free list.

#### `simple_segregated_storage` protected static functions

1. 

```
static void *& nextof(void *const ptr);
```

The return value is just `*ptr` cast to the appropriate type. `ptr` must not be 0. (For the sake of code readability :)

As an example, let us assume that we want to truncate the free list after the first chunk. That is, we want to set `*first` to 0; this will result in a free list with only one entry. The normal way to do this is to first cast `first` to a pointer to a pointer to void, and then dereference and assign (`*static_cast<void **>(first) = 0;`). This can be done more easily through the use of this convenience function (`nextof(first) = 0;`).

Returns: dereferenced pointer.

#### **simple\_segreated\_storage public member functions**

1. 

```
void add_block(void *const block, const size_type nsz,
               const size_type npartition_sz);
```

Add block Segregate this block and merge its free list into the free list referred to by "first".

Requires: Same as segregate.

Postconditions: !empty()

2. 

```
void add_ordered_block(void *const block, const size_type nsz,
                       const size_type npartition_sz);
```

add block (ordered into list) This (slower) version of `add_block` segregates the block and merges its free list into our free list in the proper order.

3. 

```
bool empty() const;
```

Returns: true only if `simple_segreated_storage` is empty.

4. 

```
void * malloc();
```

Create a chunk.

Requires: !empty() Increment the "first" pointer to point to the next chunk.

5. 

```
void free(void *const chunk);
```

Free a chunk.

Requires: chunk was previously returned from a `malloc()` referring to the same free list.

Postconditions: !empty()

6. 

```
void ordered_free(void *const chunk);
```

This (slower) implementation of 'free' places the memory back in the list in its proper order.

Requires: chunk was previously returned from a `malloc()` referring to the same free list

Postconditions: !empty().

7. 

```
void * malloc_n(size_type n, size_type partition_size);
```

Attempts to find a contiguous sequence of `n` `partition_sz`-sized chunks. If found, removes them all from the free list and returns a pointer to the first. If not found, returns 0. It is strongly recommended (but not required) that the free list be ordered, as this algorithm will fail to find a contiguous sequence unless it is contiguous in the free list as well. Order-preserving.  $O(N)$  with respect to the size of the free list.

8. 

```
void free_n(void *const chunks, const size_type n,
            const size_type partition_size);
```

**Note**

If you're allocating/deallocating n a lot, you should be using an ordered pool.

Requires: chunks was previously allocated from \*this with the same values for n and partition\_size.  
Postconditions: !empty()

9. 

```
void ordered_free_n(void *const chunks, const size_type n,
                  const size_type partition_size);
```

Free n chunks from order list.

Requires: chunks was previously allocated from \*this with the same values for n and partition\_size.

Requires: n should not be zero (n == 0 has no effect).

**simple\_segregated\_storage public static functions**

1. 

```
static void *
segregate(void * block, size_type nsz, size_type npartition_sz,
         void * end = 0);
```

Segregate block into chunks.

Requires: npartition\_sz >= sizeof(void \*)

Requires: npartition\_sz = sizeof(void \*) \* i, for some integer i

Requires: nsz >= npartition\_sz

Requires: Block is properly aligned for an array of object of size npartition\_sz and array of void \*. The requirements above guarantee that any pointer to a chunk (which is a pointer to an element in an array of npartition\_sz) may be cast to void \*\*.

**Class template singleton\_pool**

boost::singleton\_pool

## Synopsis

```
// In header: <boost/pool/poolfwd.hpp>

template<typename Tag, unsigned RequestedSize,
        typename UserAllocator = default_user_allocator_new_delete,
        typename Mutex = details::pool::default_mutex,
        unsigned NextSize = 32, unsigned MaxSize = 0>
class singleton_pool {
public:
    // construct/copy/destruct
    singleton_pool();

    // public static functions
    static void * malloc();
    static void * ordered_malloc();
    static void * ordered_malloc(const size_type);
    static bool is_from(void *const);
    static void free(void *const);
    static void ordered_free(void *const);
    static void free(void *const, const size_type);
    static void ordered_free(void *const, const size_type);
    static bool release_memory();
    static bool purge_memory();

    // private static functions
    static pool_type & get_pool();
};
```

## Description

The [singleton\\_pool](#) class allows other pool interfaces for types of the same size to share the same pool. Template parameters are as follows:

**Tag** User-specified type to uniquely identify this pool: allows different unbounded sets of singleton pools to exist.

**RequestedSize** The size of each chunk returned by member function `malloc()`.

**UserAllocator** User allocator, default = [default\\_user\\_allocator\\_new\\_delete](#).

**Mutex** This class is the type of mutex to use to protect simultaneous access to the underlying Pool. Can be any Boost.Thread Mutex type or `boost::details::pool::null_mutex`. It is exposed so that users may declare some singleton pools normally (i.e., with synchronization), but some singleton pools without synchronization (by specifying `boost::details::pool::null_mutex`) for efficiency reasons. The member typedef `mutex` exposes the value of this template parameter. The default for this parameter is `boost::details::pool::default_mutex` which is a synonym for either `boost::details::pool::null_mutex` (when threading support is turned off in the compiler (so `BOOST_HAS_THREADS` is not set), or threading support has ben explicitly disabled with `BOOST_DISABLE_THREADS` (Boost-wide disabling of threads) or `BOOST_POOL_NO_MT` (this library only)) or for `boost::mutex` (when threading support is enabled in the compiler).

**NextSize** The value of this parameter is passed to the underlying Pool when it is created and specifies the number of chunks to allocate in the first allocation request (defaults to 32). The member typedef `static const value next_size` exposes the value of this template parameter.

**MaxSize** The value of this parameter is passed to the underlying Pool when it is created and specifies the maximum number of chunks to allocate in any single allocation request (defaults to 0).

### Notes:

The underlying pool *p* referenced by the static functions in [singleton\\_pool](#) is actually declared in a way that is:

1 Thread-safe if there is only one thread running before main() begins and after main() ends

<ndash></ndash>

all of the static functions of [singleton\\_pool](#) synchronize their access to p.

2 Guaranteed to be constructed before it is used

<ndash></ndash>

thus, the simple static object in the synopsis above would actually be an incorrect implementation. The actual implementation to guarantee this is considerably more complicated.

3 Note too that a different underlying pool p exists for each different set of template parameters, including implementation-specific ones.

4 The underlying pool is constructed "as if" by:

```
pool<UserAllocator> p(RequestedSize, NextSize, MaxSize);
```



### Note

The underlying pool constructed by the singleton **is never freed**. This means that memory allocated by a [singleton\\_pool](#) can be still used after main() has completed, but may mean that some memory checking programs will complain about leaks from [singleton\\_pool](#).

#### [singleton\\_pool](#) public construct/copy/destruct

```
1. singleton_pool();
```

#### [singleton\\_pool](#) public static functions

```
1. static void * malloc();
```

Equivalent to SingletonPool::p.malloc(); synchronized.

```
2. static void * ordered_malloc();
```

Equivalent to SingletonPool::p.ordered\_malloc(); synchronized.

```
3. static void * ordered_malloc(const size_type n);
```

Equivalent to SingletonPool::p.ordered\_malloc(n); synchronized.

```
4. static bool is_from(void *const ptr);
```

Equivalent to SingletonPool::p.is\_from(chunk); synchronized.

Returns: true if chunk is from SingletonPool::is\_from(chunk)

```
5. static void free(void *const ptr);
```

Equivalent to SingletonPool::p.free(chunk); synchronized.

```
6. static void ordered_free(void *const ptr);
```

Equivalent to SingletonPool::p.ordered\_free(chunk); synchronized.

7. 

```
static void free(void *const ptr, const size_type n);
```

Equivalent to SingletonPool::p.free(chunk, n); synchronized.

8. 

```
static void ordered_free(void *const ptr, const size_type n);
```

Equivalent to SingletonPool::p.ordered\_free(chunk, n); synchronized.

9. 

```
static bool release_memory();
```

Equivalent to SingletonPool::p.release\_memory(); synchronized.

10. 

```
static bool purge_memory();
```

Equivalent to SingletonPool::p.purge\_memory(); synchronized.

#### singleton\_pool private static functions

1. 

```
static pool_type & get_pool();
```

## Header <boost/pool/simple\_segregated\_storage.hpp>

Simple Segregated Storage.

A simple segregated storage implementation: simple segregated storage is the basic idea behind the Boost Pool library. Simple segregated storage is the simplest, and probably the fastest, memory allocation/deallocation algorithm. It begins by partitioning a memory block into fixed-size chunks. Where the block comes from is not important until implementation time. A Pool is some object that uses Simple Segregated Storage in this fashion.

```
BOOST_POOL_VALIDATE_INTERNALS
```

## Macro BOOST\_POOL\_VALIDATE\_INTERNALS

BOOST\_POOL\_VALIDATE\_INTERNALS

## Synopsis

```
// In header: <boost/pool/simple_segregated_storage.hpp>

BOOST_POOL_VALIDATE_INTERNALS
```

## Header <boost/pool/singleton\_pool.hpp>

The singleton\_pool class allows other pool interfaces for types of the same size to share the same underlying pool.

Header singleton\_pool.hpp provides a template class singleton\_pool, which provides access to a pool as a singleton object.

# Appendices

## Appendix A: History

### Version 2.0.0, January 11, 2011

*Documentation and testing revision*

#### Features:

- Fix issues [1252](#), [4960](#), [5526](#), [5700](#), [2696](#).
- Documentation converted and rewritten and revised by Paul A. Bristow using Quickbook, Doxygen, for html and pdf, based on Stephen Cleary's html version, Revised 05 December, 2006.

This used Opera 11.0, and `html_to_quickbook.css` as a special display format. On the Opera full taskbar (chose *enable full taskbar*) View, Style, Manage modes, Display.

Choose `add \boost-sandbox\boost_docs\trunk\doc\style\html\conversion\html_to_quickbook.css` to My Style Sheet. Html pages are now displayed as Quickbook and can be copied and pasted into quickbook files using your favored text editor for Quickbook.

### Version 1.0.0, January 1, 2000

*First release*

## Appendix B: FAQ

### Why should I use Pool?

Using Pools gives you more control over how memory is used in your program. For example, you could have a situation where you want to allocate a bunch of small objects at one point, and then reach a point in your program where none of them are needed any more. Using pool interfaces, you can choose to run their destructors or just drop them off into oblivion; the pool interface will guarantee that there are no system memory leaks.

### When should I use Pool?

Pools are generally used when there is a lot of allocation and deallocation of small objects. Another common usage is the situation above, where many objects may be dropped out of memory.

In general, use Pools when you need a more efficient way to do unusual memory control.

## Appendix C: Acknowledgements

Many, many thanks to the Boost peers, notably Jeff Garland, Beman Dawes, Ed Brey, Gary Powell, Peter Dimov, and Jens Maurer for providing helpful suggestions!

## Appendix D: Tests

See folder `boost/libs/pool/test/`.

## Appendix E: Tickets

Report and view bugs and features by adding a ticket at [Boost.Trac](#).

Existing open tickets for this library alone can be viewed [here](#). Existing tickets for this library - including closed ones - can be viewed [here](#).

## Appendix F: Other Implementations

Pool allocators are found in many programming languages, and in many variations. The beginnings of many implementations may be found in common programming literature; some of these are given below. Note that none of these are complete implementations of a Pool; most of these leave some aspects of a Pool as a user exercise. However, in each case, even though some aspects are missing, these examples use the same underlying concept of a Simple Segregated Storage described in this document.

1. *The C++ Programming Language*, 3rd ed., by Bjarne Stroustrup, Section 19.4.2. Missing aspects:

- Not portable.
- Cannot handle allocations of arbitrary numbers of objects (this was left as an exercise).
- Not thread-safe.
- Suffers from the static initialization problem.

2. *MicroC/OS-II: The Real-Time Kernel*, by Jean J. Labrosse, Chapter 7 and Appendix B.04.

- An example of the Simple Segregated Storage scheme at work in the internals of an actual OS.
- Missing aspects:
- Not portable (though this is OK, since it's part of its own OS).
- Cannot handle allocations of arbitrary numbers of blocks (which is also OK, since this feature is not needed).
- Requires non-intuitive user code to create and destroy the Pool.

3. *Efficient C++: Performance Programming Techniques*, by Dov Bulka and David Mayhew, Chapters 6 and 7.

- This is a good example of iteratively developing a Pool solution.
- however, their premise (that the system-supplied allocation mechanism is hopelessly inefficient) is flawed on every system I've tested on.
- Run their timings on your system before you accept their conclusions.
- Missing aspect: Requires non-intuitive user code to create and destroy the Pool.

4. *Advanced C++: Programming Styles and Idioms*, by James O. Coplien, Section 3.6.

- Has examples of both static and dynamic pooling, but missing aspects:
- Not thread-safe.
- The static pooling example is not portable.

## Appendix G: References

1. Doug Lea, A Memory Allocator. See <http://gee.cs.oswego.edu/dl/html/malloc.html>

2. Paul R. Wilson, Mark S. Johnstone, Michael Neely, and David Boles, *Dynamic Storage Allocation: A Survey and Critical Review* in International Workshop on Memory Management, September 1995, pg. 28, 36. See <ftp://ftp.cs.utexas.edu/pub/garbage/allocsrv.ps>



## Appendix H: Future plans

Another pool interface will be written: a base class for per-class pool allocation.

This "pool\_base" interface will be Singleton Usage with Exceptions, and built on the singleton\_pool interface.

# Indexes

## Function Index

### A

#### address

- Class template fast\_pool\_allocator, 36-37
- Class template pool\_allocator, 38-39
- Guaranteeing Alignment - How we guarantee alignment portably., 13
- pool\_allocator, 8

#### add\_block

- Class template simple\_seggregated\_storage, 40, 42
- Simple Segregated Storage (Not for the faint of heart - Embedded programmers only!), 16

#### add\_ordered\_block

- Class template simple\_seggregated\_storage, 40, 42
- Simple Segregated Storage (Not for the faint of heart - Embedded programmers only!), 16

#### allocate

- Class template fast\_pool\_allocator, 36-37
- Class template pool\_allocator, 38-39
- pool\_allocator, 8

### C

#### construct

- Class template fast\_pool\_allocator, 36-37
- Class template object\_pool, 22, 24
- Class template pool\_allocator, 38-39
- Object\_pool, 6
- pool\_allocator, 8

### D

#### deallocate

- Class template fast\_pool\_allocator, 36, 38
- Class template pool\_allocator, 38, 40
- pool\_allocator, 8

#### destroy

- Class template fast\_pool\_allocator, 36-37
- Class template object\_pool, 22, 24
- Class template pool\_allocator, 38-39
- Object\_pool, 6
- pool\_allocator, 8

### F

#### find\_prev

- Class template simple\_seggregated\_storage, 40-41

#### free

- Class template object\_pool, 22-23
- Class template pool, 27, 30
- Class template simple\_seggregated\_storage, 40, 42
- Class template singleton\_pool, 44-46
- Object\_pool, 6
- pool, 4
- Simple Segregated Storage (Not for the faint of heart - Embedded programmers only!), 16
- Singleton\_pool, 7
- Struct default\_user\_allocator\_malloc\_free, 25
- Struct default\_user\_allocator\_new\_delete, 26

**free\_n**

Class template simple\_seggregated\_storage, 40, 42  
Simple Segregated Storage (Not for the faint of heart - Embedded programmers only!), 16

**G****get\_pool**

Class template singleton\_pool, 44, 46

**I****is\_from**

Class template object\_pool, 22, 24  
Class template pool, 27, 29, 31  
Class template singleton\_pool, 44-45  
Object\_pool, 6  
pool, 4  
Singleton\_pool, 7

**M****main**

Class template fast\_pool\_allocator, 36  
Class template pool\_allocator, 38  
Class template singleton\_pool, 44  
Header < boost/pool/pool\_alloc.hpp >, 31  
Singleton\_pool, 7

**malloc**

Class template object\_pool, 22-23  
Class template pool, 27-28, 30-31  
Class template simple\_seggregated\_storage, 40, 42  
Class template singleton\_pool, 44-45  
Object\_pool, 6  
pool, 4  
Simple Segregated Storage (Not for the faint of heart - Embedded programmers only!), 16  
Singleton\_pool, 7  
Struct default\_user\_allocator\_malloc\_free, 25  
Struct default\_user\_allocator\_new\_delete, 26

**malloc\_n**

Class template simple\_seggregated\_storage, 40, 42  
Simple Segregated Storage (Not for the faint of heart - Embedded programmers only!), 16

**malloc\_need\_resize**

Class template pool, 27-28

**max\_size**

Class template fast\_pool\_allocator, 36-37  
Class template pool\_allocator, 38-39  
pool\_allocator, 8

**N****nextof**

Class template object\_pool, 22-23  
Class template pool, 27, 29  
Class template simple\_seggregated\_storage, 40-41

**O****ordered\_free**

Class template pool, 27, 30-31  
Class template simple\_seggregated\_storage, 40, 42  
Class template singleton\_pool, 44-46

- pool, 4
- Simple Segregated Storage (Not for the faint of heart - Embedded programmers only!), 16
- Singleton\_pool, 7
- ordered\_free\_n
  - Class template simple\_seggregated\_storage, 40, 43
  - Simple Segregated Storage (Not for the faint of heart - Embedded programmers only!), 16
- ordered\_malloc
  - Class template pool, 27, 30
  - Class template singleton\_pool, 44-45
- pool, 4
- Singleton\_pool, 7
- ordered\_malloc\_need\_resize
  - Class template pool, 27-28

## P

- purge\_memory
  - Class template pool, 27, 29
  - Class template singleton\_pool, 44, 46
- pool, 4
- Singleton\_pool, 7

## R

- release\_memory
  - Class template pool, 27, 29
  - Class template singleton\_pool, 44, 46
- pool, 4
- Singleton\_pool, 7

## S

- segregate
  - Class template simple\_seggregated\_storage, 40, 43
  - Simple Segregated Storage (Not for the faint of heart - Embedded programmers only!), 16
- set\_max\_size
  - Class template pool, 27, 30
- set\_next\_size
  - Class template object\_pool, 22, 25
  - Class template pool, 27, 29
- sizeof
  - Guaranteeing Alignment - How we guarantee alignment portably., 13
  - Header < boost/pool/pool\_alloc.hpp >, 31
  - How Contiguous Chunks are Handled, 15

## T

- try\_malloc\_n
  - Class template simple\_seggregated\_storage, 40-41

# Class Index

## D

- default\_user\_allocator\_malloc\_free
  - pool, 4
  - Struct default\_user\_allocator\_malloc\_free, 25
- default\_user\_allocator\_new\_delete
  - pool, 4
  - Struct default\_user\_allocator\_new\_delete, 26

## F

fast\_pool\_allocator

Class template fast\_pool\_allocator, 36

Class template fast\_pool\_allocator<void, UserAllocator, Mutex, NextSize, MaxSize>, 32

pool\_allocator, 8

Struct template rebind, 33

fast\_pool\_allocator\_tag

pool\_allocator, 8

Struct fast\_pool\_allocator\_tag, 33

## O

object\_pool

Class template object\_pool, 22-23

Object\_pool, 6

## P

pool

Class template object\_pool, 22

Class template pool, 27

pool, 4

pool\_allocator

Class template pool\_allocator, 38

Class template pool\_allocator<void, UserAllocator, Mutex, NextSize, MaxSize>, 34

pool\_allocator, 8

Struct template rebind, 34

pool\_allocator\_tag

pool\_allocator, 8

Struct pool\_allocator\_tag, 35

## R

rebind

Class template fast\_pool\_allocator<void, UserAllocator, Mutex, NextSize, MaxSize>, 32

Class template pool\_allocator<void, UserAllocator, Mutex, NextSize, MaxSize>, 34

pool\_allocator, 8

Struct template rebind, 33-34

## S

simple\_seggregated\_storage

Class template pool, 27

Class template simple\_seggregated\_storage, 40

Simple Segregated Storage (Not for the faint of heart - Embedded programmers only!), 16

singleton\_pool

Class template singleton\_pool, 43-46

Singleton\_pool, 7

## Typedef Index

## C

const\_pointer

Class template fast\_pool\_allocator<void, UserAllocator, Mutex, NextSize, MaxSize>, 32

Class template pool\_allocator<void, UserAllocator, Mutex, NextSize, MaxSize>, 34

pool\_allocator, 8

const\_reference

pool\_allocator, 8

## D

### difference\_type

- Class template object\_pool, 22
- Class template pool, 27
- Object\_pool, 6
- pool, 4
- pool\_allocator, 8
- Singleton\_pool, 7
- Struct default\_user\_allocator\_malloc\_free, 25
- Struct default\_user\_allocator\_new\_delete, 26

## E

### element\_type

- Class template object\_pool, 22
- Object\_pool, 6

## O

### other

- Class template fast\_pool\_allocator<void, UserAllocator, Mutex, NextSize, MaxSize>, 32
- Class template pool\_allocator<void, UserAllocator, Mutex, NextSize, MaxSize>, 34
- pool\_allocator, 8
- Struct template rebind, 33-34

## P

### pointer

- Class template fast\_pool\_allocator<void, UserAllocator, Mutex, NextSize, MaxSize>, 32
- Class template pool\_allocator<void, UserAllocator, Mutex, NextSize, MaxSize>, 34
- pool\_allocator, 8

## R

### reference

- pool\_allocator, 8

## S

### size\_type

- Class template object\_pool, 22
- Class template pool, 27
- Object\_pool, 6
- pool, 4
- pool\_allocator, 8
- Simple Segregated Storage (Not for the faint of heart - Embedded programmers only!), 16
- Singleton\_pool, 7
- Struct default\_user\_allocator\_malloc\_free, 25
- Struct default\_user\_allocator\_new\_delete, 26

## T

### tag

- Singleton\_pool, 7

## U

### user\_allocator

- Class template object\_pool, 22
- Class template pool, 27
- Object\_pool, 6
- pool, 4

pool\_allocator, 8  
Singleton\_pool, 7

## V

value\_type

Class template fast\_pool\_allocator<void, UserAllocator, Mutex, NextSize, MaxSize>, 32  
Class template pool\_allocator<void, UserAllocator, Mutex, NextSize, MaxSize>, 34  
pool\_allocator, 8

## Index

### A

address

Class template fast\_pool\_allocator, 36-37  
Class template pool\_allocator, 38-39  
Guaranteeing Alignment - How we guarantee alignment portably., 13  
pool\_allocator, 8

add\_block

Class template simple\_seggregated\_storage, 40, 42  
Simple Segregated Storage (Not for the faint of heart - Embedded programmers only!), 16

add\_ordered\_block

Class template simple\_seggregated\_storage, 40, 42  
Simple Segregated Storage (Not for the faint of heart - Embedded programmers only!), 16

alignment

Class template pool, 26  
Class template simple\_seggregated\_storage, 40  
Guaranteeing Alignment - How we guarantee alignment portably., 13  
Header < boost/pool/pool.hpp >, 25  
How Contiguous Chunks are Handled, 15  
pool, 4  
Simple Segregated Storage (Not for the faint of heart - Embedded programmers only!), 16

allocate

Class template fast\_pool\_allocator, 36-37  
Class template pool\_allocator, 38-39  
pool\_allocator, 8

allocation

Allocation and Deallocation, 16  
Appendix B: FAQ, 47  
Appendix F: Other Implementations, 48  
Appendix G: References, 48  
Appendix H: Future plans, 49  
Basic ideas behind pooling, 10  
Boost Pool Interfaces - What interfaces are provided and when to use each one., 3  
Class template object\_pool, 22, 24  
Class template pool, 27, 29, 31  
Class template simple\_seggregated\_storage, 40  
Class template singleton\_pool, 44  
Guaranteeing Alignment - How we guarantee alignment portably., 13  
Header < boost/pool/object\_pool.hpp >, 22  
Header < boost/pool/pool\_alloc.hpp >, 31  
Header < boost/pool/simple\_seggregated\_storage.hpp >, 46  
How Contiguous Chunks are Handled, 15  
Introduction, 2  
Object\_pool, 6  
pool\_allocator, 8  
Simple Segregated Storage, 12  
Allocation and Deallocation

- allocation, 16
- block, 16
- chunk, 16
- deallocation, 16
- malloc, 16
- ordered, 16
- size, 16

#### Appendix B: FAQ

- allocation, 47
- deallocation, 47
- interface, 47
- memory, 47
- objects, 47

#### Appendix F: Other Implementations

- allocation, 48
- block, 48
- concepts, 48
- objects, 48
- portable, 48
- segregated, 48

#### Appendix G: References

- allocation, 48
- malloc, 48
- memory, 48
- segregated, 48

#### Appendix H: Future plans

- allocation, 49
- interface, 49
- singleton, 49
- singleton\_pool, 49

#### automatic

- Class template object\_pool, 22
- Guaranteeing Alignment - How we guarantee alignment portably., 13
- Header < boost/pool/object\_pool.hpp >, 22
- Object\_pool, 6

## B

#### Basic ideas behind pooling

- allocation, 10
- block, 10
- chunk, 10
- headers, 10
- malloc, 10
- memory, 10
- new, 10
- objects, 10
- ordered, 10
- segregated, 10
- size, 10

#### block

- Allocation and Deallocation, 16
- Appendix F: Other Implementations, 48
- Basic ideas behind pooling, 10
- Boost Pool Interfaces - What interfaces are provided and when to use each one., 3
- Class template object\_pool, 23
- Class template pool, 28-31
- Class template simple\_segregated\_storage, 40, 42-43



- Guaranteeing Alignment - How we guarantee alignment portably., 13-14
- Header `< boost/pool/simple_segregated_storage.hpp >`, 46
- How Contiguous Chunks are Handled, 15
- pool, 4
- Segregation, 16
- Simple Segregated Storage, 12
- Simple Segregated Storage (Not for the faint of heart - Embedded programmers only!), 16
- Struct `default_user_allocator_malloc_free`, 25
- Struct `default_user_allocator_new_delete`, 26
- Symbol Table, 16
- The UserAllocator Concept, 21
- UserAllocator Requirements, 21
- Boost Pool Interfaces - What interfaces are provided and when to use each one.
  - allocation, 3
  - block, 3
  - chunk, 3
  - concepts, 3
  - interface, 3
  - memory, 3
  - objects, 3
  - ordered, 3
  - singleton, 3
- BOOST\_POOL\_VALIDATE\_INTERNALS
  - Header `< boost/pool/simple_segregated_storage.hpp >`, 46
  - Macro `BOOST_POOL_VALIDATE_INTERNALS`, 46
- build
  - Installation, 3
- Building the Test Programs
  - jamfile, 3

## C

- chunk
  - Allocation and Deallocation, 16
  - Basic ideas behind pooling, 10
  - Boost Pool Interfaces - What interfaces are provided and when to use each one., 3
  - Class template `fast_pool_allocator`, 35-36
  - Class template `object_pool`, 23-25
  - Class template `pool`, 26-31
  - Class template `simple_segregated_storage`, 40-43
  - Class template `singleton_pool`, 44-46
  - Guaranteeing Alignment - How we guarantee alignment portably., 13-14
  - Header `< boost/pool/pool.hpp >`, 25
  - Header `< boost/pool/simple_segregated_storage.hpp >`, 46
  - How Contiguous Chunks are Handled, 15
  - Introduction, 2
  - `Object_pool`, 6
  - pool, 4
  - Segregation, 16
  - Simple Segregated Storage, 12
  - Simple Segregated Storage (Not for the faint of heart - Embedded programmers only!), 16
  - `Singleton_pool`, 7
  - Symbol Table, 16
  - The UserAllocator Concept, 21
- Class template `fast_pool_allocator`
  - address, 36-37
  - allocate, 36-37
  - chunk, 35-36

- construct, 36-37
- deallocate, 36, 38
- destroy, 36-37
- fast\_pool\_allocator, 36
- headers, 36
- main, 36
- max\_size, 36-37
- memory, 36-38
- objects, 36
- singleton, 36-37
- singleton\_pool, 36-37
- size, 36-38
- template, 35-37

Class template fast\_pool\_allocator<void, UserAllocator, Mutex, NextSize, MaxSize>

- const\_pointer, 32
- fast\_pool\_allocator, 32
- headers, 32
- other, 32
- pointer, 32
- rebind, 32
- template, 32
- value\_type, 32

Class template object\_pool

- allocation, 22, 24
- automatic, 22
- block, 23
- chunk, 23-25
- construct, 22, 24
- destroy, 22, 24
- difference\_type, 22
- element\_type, 22
- free, 22-23
- headers, 22
- include, 24
- is\_from, 22, 24
- malloc, 22-23
- memory, 22-25
- new, 23, 25
- nextof, 22-23
- objects, 22-24
- object\_pool, 22-23
- pool, 22
- segregated, 23
- set\_next\_size, 22, 25
- size, 22-25
- size\_type, 22
- template, 22, 24
- user\_allocator, 22

Class template pool

- alignment, 26
- allocation, 27, 29, 31
- block, 28-31
- chunk, 26-31
- difference\_type, 27
- free, 27, 30
- headers, 27
- is\_from, 27, 29, 31
- malloc, 27-28, 30-31

- malloc\_need\_resize, 27-28
- memory, 26-30
- new, 28, 30
- nextof, 27, 29
- objects, 27-30
- ordered, 27-31
- ordered\_free, 27, 30-31
- ordered\_malloc, 27, 30
- ordered\_malloc\_need\_resize, 27-28
- pool, 27
- purge\_memory, 27, 29
- release\_memory, 27, 29
- segregated, 27-29
- set\_max\_size, 27, 30
- set\_next\_size, 27, 29
- simple\_segregated\_storage, 27
- size, 27-31
- size\_type, 27
- template, 26-27
- user\_allocator, 27

Class template pool\_allocator

- address, 38-39
- allocate, 38-39
- construct, 38-39
- deallocate, 38, 40
- destroy, 38-39
- headers, 38
- main, 38
- max\_size, 38-39
- memory, 38
- objects, 38
- pool\_allocator, 38
- singleton, 38-39
- singleton\_pool, 38-39
- size, 38-40
- template, 38-39

Class template pool\_allocator<void, UserAllocator, Mutex, NextSize, MaxSize>

- const\_pointer, 34
- headers, 34
- other, 34
- pointer, 34
- pool\_allocator, 34
- rebind, 34
- template, 33-34
- value\_type, 34

Class template simple\_segregated\_storage

- add\_block, 40, 42
- add\_ordered\_block, 40, 42
- alignment, 40
- allocation, 40
- block, 40, 42-43
- chunk, 40-43
- deallocation, 40
- find\_prev, 40-41
- free, 40, 42
- free\_n, 40, 42
- headers, 40
- malloc, 40, 42

- malloc\_n, 40, 42
- memory, 40, 42
- nextof, 40-41
- objects, 40, 43
- ordered, 40-43
- ordered\_free, 40, 42
- ordered\_free\_n, 40, 43
- segregate, 40, 43
- segregated, 40-43
- simple\_segregated\_storage, 40
- size, 40-43
- template, 40
- try\_malloc\_n, 40-41
- Class template singleton\_pool
  - allocation, 44
  - chunk, 44-46
  - free, 44-46
  - get\_pool, 44, 46
  - headers, 44
  - interface, 44
  - is\_from, 44-45
  - main, 44
  - malloc, 44-45
  - memory, 44
  - objects, 44
  - ordered, 44-46
  - ordered\_free, 44-46
  - ordered\_malloc, 44-45
  - purge\_memory, 44, 46
  - release\_memory, 44, 46
  - singleton, 43-46
  - singleton\_pool, 43-46
  - size, 44-46
  - template, 43-44
- concepts
  - Appendix F: Other Implementations, 48
  - Boost Pool Interfaces - What interfaces are provided and when to use each one., 3
  - Documentation Naming and Formatting Conventions, 2
  - Guaranteeing Alignment - How we guarantee alignment portably., 13
  - Introduction, 2
  - The UserAllocator Concept, 21
- construct
  - Class template fast\_pool\_allocator, 36-37
  - Class template object\_pool, 22, 24
  - Class template pool\_allocator, 38-39
  - Object\_pool, 6
  - pool\_allocator, 8
- Constructors, Destructors, and State
  - new, 16
  - ordered, 16
- const\_pointer
  - Class template fast\_pool\_allocator<void, UserAllocator, Mutex, NextSize, MaxSize>, 32
  - Class template pool\_allocator<void, UserAllocator, Mutex, NextSize, MaxSize>, 34
  - pool\_allocator, 8
- const\_reference
  - pool\_allocator, 8
- conventions
  - Documentation Naming and Formatting Conventions, 2

## D

### deallocate

- Class template `fast_pool_allocator`, 36, 38
- Class template `pool_allocator`, 38, 40
- `pool_allocator`, 8

### deallocation

- Allocation and Deallocation, 16
- Appendix B: FAQ, 47
- Class template `simple_segregated_storage`, 40
- Header `<boost/pool/pool_alloc.hpp>`, 31
- Header `<boost/pool/simple_segregated_storage.hpp>`, 46
- Introduction, 2
- Simple Segregated Storage, 12

### default\_user\_allocator\_malloc\_free

- `pool`, 4
- Struct `default_user_allocator_malloc_free`, 25

### default\_user\_allocator\_new\_delete

- `pool`, 4
- Struct `default_user_allocator_new_delete`, 26

### destroy

- Class template `fast_pool_allocator`, 36-37
- Class template `object_pool`, 22, 24
- Class template `pool_allocator`, 38-39
- `Object_pool`, 6
- `pool_allocator`, 8

### difference\_type

- Class template `object_pool`, 22
- Class template `pool`, 27
- `Object_pool`, 6
- `pool`, 4
- `pool_allocator`, 8
- `Singleton_pool`, 7
- Struct `default_user_allocator_malloc_free`, 25
- Struct `default_user_allocator_new_delete`, 26

### Documentation Naming and Formatting Conventions

- concepts, 2
- conventions, 2
- include, 2
- naming, 2
- objects, 2
- template, 2

## E

### elements

- Guaranteeing Alignment - How we guarantee alignment portably., 13

### element\_type

- Class template `object_pool`, 22
- `Object_pool`, 6

## F

### fast\_pool\_allocator

- Class template `fast_pool_allocator`, 36
- Class template `fast_pool_allocator<void, UserAllocator, Mutex, NextSize, MaxSize>`, 32
- `pool_allocator`, 8
- Struct template `rebind`, 33

### fast\_pool\_allocator\_tag

- `pool_allocator`, 8

- Struct fast\_pool\_allocator\_tag, 33
- find\_prev
  - Class template simple\_seggregated\_storage, 40-41
- free
  - Class template object\_pool, 22-23
  - Class template pool, 27, 30
  - Class template simple\_seggregated\_storage, 40, 42
  - Class template singleton\_pool, 44-46
  - Object\_pool, 6
  - pool, 4
  - Simple Segregated Storage (Not for the faint of heart - Embedded programmers only!), 16
  - Singleton\_pool, 7
  - Struct default\_user\_allocator\_malloc\_free, 25
  - Struct default\_user\_allocator\_new\_delete, 26
- free\_n
  - Class template simple\_seggregated\_storage, 40, 42
  - Simple Segregated Storage (Not for the faint of heart - Embedded programmers only!), 16

## G

- get\_pool
  - Class template singleton\_pool, 44, 46
- Guaranteeing Alignment - How we guarantee alignment portably.
  - address, 13
  - alignment, 13
  - allocation, 13
  - automatic, 13
  - block, 13-14
  - chunk, 13-14
  - concepts, 13
  - elements, 13
  - memory, 13-14
  - new, 13
  - objects, 13-14
  - overview, 13
  - padding, 13
  - portable, 13
  - seggregated, 13
  - size, 13-14
  - sizeof, 13

## H

- Header < boost/pool/object\_pool.hpp >
  - allocation, 22
  - automatic, 22
  - headers, 22
  - memory, 22
  - objects, 22
  - object\_pool, 22
  - template, 22
- Header < boost/pool/pool.hpp >
  - alignment, 25
  - chunk, 25
  - headers, 25
  - memory, 25
  - seggregated, 25
  - template, 25
- Header < boost/pool/poolfwd.hpp >

- headers, 35
- segregated, 35
- singleton, 35
- singleton\_pool, 35
- size, 35
- template, 35

Header < boost/pool/pool\_alloc.hpp >

- allocation, 31
- deallocation, 31
- headers, 31
- interface, 31
- main, 31
- memory, 31
- singleton, 31
- size, 31
- sizeof, 31
- template, 31

Header < boost/pool/simple\_seggregated\_storage.hpp >

- allocation, 46
- block, 46
- BOOST\_POOL\_VALIDATE\_INTERNALS, 46
- chunk, 46
- deallocation, 46
- headers, 46
- memory, 46
- objects, 46
- segregated, 46
- size, 46

Header < boost/pool/singleton\_pool.hpp >

- headers, 46
- interface, 46
- objects, 46
- singleton, 46
- singleton\_pool, 46
- size, 46
- template, 46

headers

- Basic ideas behind pooling, 10
- Class template fast\_pool\_allocator, 36
- Class template fast\_pool\_allocator<void, UserAllocator, Mutex, NextSize, MaxSize>, 32
- Class template object\_pool, 22
- Class template pool, 27
- Class template pool\_allocator, 38
- Class template pool\_allocator<void, UserAllocator, Mutex, NextSize, MaxSize>, 34
- Class template simple\_seggregated\_storage, 40
- Class template singleton\_pool, 44
- Header < boost/pool/object\_pool.hpp >, 22
- Header < boost/pool/pool.hpp >, 25
- Header < boost/pool/poolfwd.hpp >, 35
- Header < boost/pool/pool\_alloc.hpp >, 31
- Header < boost/pool/simple\_seggregated\_storage.hpp >, 46
- Header < boost/pool/singleton\_pool.hpp >, 46
- How do I use Pool?, 3
- Installation, 3
- Macro BOOST\_POOL\_VALIDATE\_INTERNALS, 46
- Struct default\_user\_allocator\_malloc\_free, 25
- Struct default\_user\_allocator\_new\_delete, 26
- Struct fast\_pool\_allocator\_tag, 33

Struct pool\_allocator\_tag, 35

Struct template rebind, 33-34

#### How Contiguous Chunks are Handled

alignment, 15

allocation, 15

block, 15

chunk, 15

memory, 15

objects, 15

ordered, 15

padding, 15

size, 15

sizeof, 15

#### How do I use Pool?

headers, 3

include, 3

interface, 3

## I

#### include

Class template object\_pool, 24

Documentation Naming and Formatting Conventions, 2

How do I use Pool?, 3

Installation, 3

#### Installation

build, 3

headers, 3

include, 3

installation, 3

#### installation

Installation, 3

#### interface

Appendix B: FAQ, 47

Appendix H: Future plans, 49

Boost Pool Interfaces - What interfaces are provided and when to use each one., 3

Class template singleton\_pool, 44

Header < boost/pool/pool\_alloc.hpp >, 31

Header < boost/pool/singleton\_pool.hpp >, 46

How do I use Pool?, 3

Introduction, 2

Object\_pool, 6

pool, 4

Pool Interfaces, 4

pool\_allocator, 8

Simple Segregated Storage (Not for the faint of heart - Embedded programmers only!), 16

Singleton\_pool, 7

The UserAllocator Concept, 21

#### Introduction

allocation, 2

chunk, 2

concepts, 2

deallocation, 2

interface, 2

memory, 2

objects, 2

segregated, 2

#### Introduction and Overview



overview, 2

is\_from

Class template object\_pool, 22, 24

Class template pool, 27, 29, 31

Class template singleton\_pool, 44-45

Object\_pool, 6

pool, 4

Singleton\_pool, 7

## J

jamfile

Building the Test Programs, 3

## M

Macro BOOST\_POOL\_VALIDATE\_INTERNALS

BOOST\_POOL\_VALIDATE\_INTERNALS, 46

headers, 46

segregated, 46

main

Class template fast\_pool\_allocator, 36

Class template pool\_allocator, 38

Class template singleton\_pool, 44

Header < boost/pool/pool\_alloc.hpp >, 31

Singleton\_pool, 7

malloc

Allocation and Deallocation, 16

Appendix G: References, 48

Basic ideas behind pooling, 10

Class template object\_pool, 22-23

Class template pool, 27-28, 30-31

Class template simple\_segregated\_storage, 40, 42

Class template singleton\_pool, 44-45

Object\_pool, 6

pool, 4

Simple Segregated Storage (Not for the faint of heart - Embedded programmers only!), 16

Singleton\_pool, 7

Struct default\_user\_allocator\_malloc\_free, 25

Struct default\_user\_allocator\_new\_delete, 26

UserAllocator Requirements, 21

malloc\_n

Class template simple\_segregated\_storage, 40, 42

Simple Segregated Storage (Not for the faint of heart - Embedded programmers only!), 16

malloc\_need\_resize

Class template pool, 27-28

max\_size

Class template fast\_pool\_allocator, 36-37

Class template pool\_allocator, 38-39

pool\_allocator, 8

memory

Appendix B: FAQ, 47

Appendix G: References, 48

Basic ideas behind pooling, 10

Boost Pool Interfaces - What interfaces are provided and when to use each one., 3

Class template fast\_pool\_allocator, 36-38

Class template object\_pool, 22-25

Class template pool, 26-30

Class template pool\_allocator, 38

- Class template `simple_seggregated_storage`, 40, 42
- Class template `singleton_pool`, 44
- Guaranteeing Alignment - How we guarantee alignment portably., 13-14
- Header `<boost/pool/object_pool.hpp>`, 22
- Header `<boost/pool/pool.hpp>`, 25
- Header `<boost/pool/pool_alloc.hpp>`, 31
- Header `<boost/pool/simple_seggregated_storage.hpp>`, 46
- How Contiguous Chunks are Handled, 15
- Introduction, 2
- `Object_pool`, 6
- `pool`, 4
- `pool_allocator`, 8
- Segregation, 16
- Simple Segregated Storage, 12
- Simple Segregated Storage (Not for the faint of heart - Embedded programmers only!), 16
- `Singleton_pool`, 7
- Struct `default_user_allocator_new_delete`, 26
- The UserAllocator Concept, 21
- UserAllocator Requirements, 21

## N

### naming

- Documentation Naming and Formatting Conventions, 2

### new

- Basic ideas behind pooling, 10
- Class template `object_pool`, 23, 25
- Class template `pool`, 28, 30
- Constructors, Destructors, and State, 16
- Guaranteeing Alignment - How we guarantee alignment portably., 13
- `pool`, 4
- Struct `default_user_allocator_new_delete`, 26

### nextof

- Class template `object_pool`, 22-23
- Class template `pool`, 27, 29
- Class template `simple_seggregated_storage`, 40-41

## O

### objects

- Appendix B: FAQ, 47
- Appendix F: Other Implementations, 48
- Basic ideas behind pooling, 10
- Boost Pool Interfaces - What interfaces are provided and when to use each one., 3
- Class template `fast_pool_allocator`, 36
- Class template `object_pool`, 22-24
- Class template `pool`, 27-30
- Class template `pool_allocator`, 38
- Class template `simple_seggregated_storage`, 40, 43
- Class template `singleton_pool`, 44
- Documentation Naming and Formatting Conventions, 2
- Guaranteeing Alignment - How we guarantee alignment portably., 13-14
- Header `<boost/pool/object_pool.hpp>`, 22
- Header `<boost/pool/simple_seggregated_storage.hpp>`, 46
- Header `<boost/pool/singleton_pool.hpp>`, 46
- How Contiguous Chunks are Handled, 15
- Introduction, 2
- `Object_pool`, 6
- `pool`, 4

- pool\_allocator, 8
- Segregation, 16
- Simple Segregated Storage, 12
- Simple Segregated Storage (Not for the faint of heart - Embedded programmers only!), 16
- Singleton\_pool, 7
- Struct default\_user\_allocator\_malloc\_free, 25
- Struct default\_user\_allocator\_new\_delete, 26
- The UserAllocator Concept, 21
- UserAllocator Requirements, 21
- Object\_pool
  - allocation, 6
  - automatic, 6
  - chunk, 6
  - construct, 6
  - destroy, 6
  - difference\_type, 6
  - element\_type, 6
  - free, 6
  - interface, 6
  - is\_from, 6
  - malloc, 6
  - memory, 6
  - objects, 6
  - object\_pool, 6
  - size, 6
  - size\_type, 6
  - template, 6
  - user\_allocator, 6
- object\_pool
  - Class template object\_pool, 22-23
  - Header < boost/pool/object\_pool.hpp >, 22
  - Object\_pool, 6
  - Struct default\_user\_allocator\_malloc\_free, 25
- ordered
  - Allocation and Deallocation, 16
  - Basic ideas behind pooling, 10
  - Boost Pool Interfaces - What interfaces are provided and when to use each one., 3
  - Class template pool, 27-31
  - Class template simple\_seggregated\_storage, 40-43
  - Class template singleton\_pool, 44-46
  - Constructors, Destructors, and State, 16
  - How Contiguous Chunks are Handled, 15
  - pool, 4
  - pool\_allocator, 8
  - Segregation, 16
  - Simple Segregated Storage (Not for the faint of heart - Embedded programmers only!), 16
  - Singleton\_pool, 7
- ordered\_free
  - Class template pool, 27, 30-31
  - Class template simple\_seggregated\_storage, 40, 42
  - Class template singleton\_pool, 44-46
  - pool, 4
  - Simple Segregated Storage (Not for the faint of heart - Embedded programmers only!), 16
  - Singleton\_pool, 7
- ordered\_free\_n
  - Class template simple\_seggregated\_storage, 40, 43
  - Simple Segregated Storage (Not for the faint of heart - Embedded programmers only!), 16
- ordered\_malloc

- Class template pool, 27, 30
- Class template singleton\_pool, 44-45
- pool, 4
- Singleton\_pool, 7
- ordered\_malloc\_need\_resize
  - Class template pool, 27-28
- other
  - Class template fast\_pool\_allocator<void, UserAllocator, Mutex, NextSize, MaxSize>, 32
  - Class template pool\_allocator<void, UserAllocator, Mutex, NextSize, MaxSize>, 34
  - pool\_allocator, 8
  - Struct template rebind, 33-34
- overview
  - Guaranteeing Alignment - How we guarantee alignment portably., 13
  - Introduction and Overview, 2

## P

- padding
  - Guaranteeing Alignment - How we guarantee alignment portably., 13
  - How Contiguous Chunks are Handled, 15
- pointer
  - Class template fast\_pool\_allocator<void, UserAllocator, Mutex, NextSize, MaxSize>, 32
  - Class template pool\_allocator<void, UserAllocator, Mutex, NextSize, MaxSize>, 34
  - pool\_allocator, 8
- pool
  - alignment, 4
  - block, 4
  - chunk, 4
  - Class template object\_pool, 22
  - Class template pool, 27
  - default\_user\_allocator\_malloc\_free, 4
  - default\_user\_allocator\_new\_delete, 4
  - difference\_type, 4
  - free, 4
  - interface, 4
  - is\_from, 4
  - malloc, 4
  - memory, 4
  - new, 4
  - objects, 4
  - ordered, 4
  - ordered\_free, 4
  - ordered\_malloc, 4
  - pool, 4
  - purge\_memory, 4
  - release\_memory, 4
  - segregated, 4
  - size, 4
  - size\_type, 4
  - template, 4
  - user\_allocator, 4
- Pool Interfaces
  - interface, 4
- pool\_allocator
  - address, 8
  - allocate, 8
  - allocation, 8
  - Class template pool\_allocator, 38

- Class template pool\_allocator<void, UserAllocator, Mutex, NextSize, MaxSize>, 34
- construct, 8
- const\_pointer, 8
- const\_reference, 8
- deallocate, 8
- destroy, 8
- difference\_type, 8
- fast\_pool\_allocator, 8
- fast\_pool\_allocator\_tag, 8
- interface, 8
- max\_size, 8
- memory, 8
- objects, 8
- ordered, 8
- other, 8
- pointer, 8
- pool\_allocator, 8
- pool\_allocator\_tag, 8
- rebind, 8
- reference, 8
- singleton, 8
- singleton\_pool, 8
- size, 8
- size\_type, 8
- Struct template rebind, 34
- template, 8
- user\_allocator, 8
- value\_type, 8
- pool\_allocator\_tag
  - pool\_allocator, 8
  - Struct pool\_allocator\_tag, 35
- portable
  - Appendix F: Other Implementations, 48
  - Guaranteeing Alignment - How we guarantee alignment portably., 13
- purge\_memory
  - Class template pool, 27, 29
  - Class template singleton\_pool, 44, 46
  - pool, 4
  - Singleton\_pool, 7

## R

- rebind
  - Class template fast\_pool\_allocator<void, UserAllocator, Mutex, NextSize, MaxSize>, 32
  - Class template pool\_allocator<void, UserAllocator, Mutex, NextSize, MaxSize>, 34
  - pool\_allocator, 8
  - Struct template rebind, 33-34
- reference
  - pool\_allocator, 8
- release\_memory
  - Class template pool, 27, 29
  - Class template singleton\_pool, 44, 46
  - pool, 4
  - Singleton\_pool, 7

## S

- segregate
  - Class template simple\_seggregated\_storage, 40, 43

- Simple Segregated Storage (Not for the faint of heart - Embedded programmers only!), 16
- segregated
  - Appendix F: Other Implementations, 48
  - Appendix G: References, 48
  - Basic ideas behind pooling, 10
  - Class template `object_pool`, 23
  - Class template `pool`, 27-29
  - Class template `simple_seggregated_storage`, 40-43
  - Guaranteeing Alignment - How we guarantee alignment portably., 13
  - Header `<boost/pool/pool.hpp>`, 25
  - Header `<boost/pool/poolfwd.hpp>`, 35
  - Header `<boost/pool/simple_seggregated_storage.hpp>`, 46
  - Introduction, 2
  - Macro `BOOST_POOL_VALIDATE_INTERNALS`, 46
  - `pool`, 4
  - Simple Segregated Storage, 12
  - Simple Segregated Storage (Not for the faint of heart - Embedded programmers only!), 16
  - Symbol Table, 16
- Segregation
  - `block`, 16
  - `chunk`, 16
  - `memory`, 16
  - `objects`, 16
  - `ordered`, 16
  - `size`, 16
- `set_max_size`
  - Class template `pool`, 27, 30
- `set_next_size`
  - Class template `object_pool`, 22, 25
  - Class template `pool`, 27, 29
- Simple Segregated Storage
  - `allocation`, 12
  - `block`, 12
  - `chunk`, 12
  - `deallocation`, 12
  - `memory`, 12
  - `objects`, 12
  - `segregated`, 12
  - `size`, 12
- Simple Segregated Storage (Not for the faint of heart - Embedded programmers only!)
  - `add_block`, 16
  - `add_ordered_block`, 16
  - `alignment`, 16
  - `block`, 16
  - `chunk`, 16
  - `free`, 16
  - `free_n`, 16
  - `interface`, 16
  - `malloc`, 16
  - `malloc_n`, 16
  - `memory`, 16
  - `objects`, 16
  - `ordered`, 16
  - `ordered_free`, 16
  - `ordered_free_n`, 16
  - `segregate`, 16
  - `segregated`, 16
  - `simple_seggregated_storage`, 16

- size, 16
- size\_type, 16
- template, 16
- simple\_seggregated\_storage
  - Class template pool, 27
  - Class template simple\_seggregated\_storage, 40
  - Simple Segregated Storage (Not for the faint of heart - Embedded programmers only!), 16
- singleton
  - Appendix H: Future plans, 49
  - Boost Pool Interfaces - What interfaces are provided and when to use each one., 3
  - Class template fast\_pool\_allocator, 36-37
  - Class template pool\_allocator, 38-39
  - Class template singleton\_pool, 43-46
  - Header < boost/pool/poolfwd.hpp >, 35
  - Header < boost/pool/pool\_alloc.hpp >, 31
  - Header < boost/pool/singleton\_pool.hpp >, 46
  - pool\_allocator, 8
  - Singleton\_pool, 7
  - Struct fast\_pool\_allocator\_tag, 33
  - Struct pool\_allocator\_tag, 35
- Singleton\_pool
  - chunk, 7
  - difference\_type, 7
  - free, 7
  - interface, 7
  - is\_from, 7
  - main, 7
  - malloc, 7
  - memory, 7
  - objects, 7
  - ordered, 7
  - ordered\_free, 7
  - ordered\_malloc, 7
  - purge\_memory, 7
  - release\_memory, 7
  - singleton, 7
  - singleton\_pool, 7
  - size, 7
  - size\_type, 7
  - tag, 7
  - template, 7
  - user\_allocator, 7
- singleton\_pool
  - Appendix H: Future plans, 49
  - Class template fast\_pool\_allocator, 36-37
  - Class template pool\_allocator, 38-39
  - Class template singleton\_pool, 43-46
  - Header < boost/pool/poolfwd.hpp >, 35
  - Header < boost/pool/singleton\_pool.hpp >, 46
  - pool\_allocator, 8
  - Singleton\_pool, 7
  - Struct fast\_pool\_allocator\_tag, 33
  - Struct pool\_allocator\_tag, 35
- size
  - Allocation and Deallocation, 16
  - Basic ideas behind pooling, 10
  - Class template fast\_pool\_allocator, 36-38
  - Class template object\_pool, 22-25

- Class template pool, 27-31
- Class template pool\_allocator, 38-40
- Class template simple\_seggregated\_storage, 40-43
- Class template singleton\_pool, 44-46
- Guaranteeing Alignment - How we guarantee alignment portably., 13-14
- Header < boost/pool/poolfwd.hpp >, 35
- Header < boost/pool/pool\_alloc.hpp >, 31
- Header < boost/pool/simple\_seggregated\_storage.hpp >, 46
- Header < boost/pool/singleton\_pool.hpp >, 46
- How Contiguous Chunks are Handled, 15
- Object\_pool, 6
- pool, 4
- pool\_allocator, 8
- Segregation, 16
- Simple Segregated Storage, 12
- Simple Segregated Storage (Not for the faint of heart - Embedded programmers only!), 16
- Singleton\_pool, 7
- Struct default\_user\_allocator\_malloc\_free, 25
- Struct default\_user\_allocator\_new\_delete, 26
- Symbol Table, 16
- Template Parameters, 16
- The UserAllocator Concept, 21
- Typedefs, 16
- UserAllocator Requirements, 21
- sizeof
  - Guaranteeing Alignment - How we guarantee alignment portably., 13
  - Header < boost/pool/pool\_alloc.hpp >, 31
  - How Contiguous Chunks are Handled, 15
- size\_type
  - Class template object\_pool, 22
  - Class template pool, 27
  - Object\_pool, 6
  - pool, 4
  - pool\_allocator, 8
  - Simple Segregated Storage (Not for the faint of heart - Embedded programmers only!), 16
  - Singleton\_pool, 7
  - Struct default\_user\_allocator\_malloc\_free, 25
  - Struct default\_user\_allocator\_new\_delete, 26
- Struct default\_user\_allocator\_malloc\_free
  - block, 25
  - default\_user\_allocator\_malloc\_free, 25
  - difference\_type, 25
  - free, 25
  - headers, 25
  - malloc, 25
  - objects, 25
  - object\_pool, 25
  - size, 25
  - size\_type, 25
  - template, 25
- Struct default\_user\_allocator\_new\_delete
  - block, 26
  - default\_user\_allocator\_new\_delete, 26
  - difference\_type, 26
  - free, 26
  - headers, 26
  - malloc, 26
  - memory, 26



- new, 26
- objects, 26
- size, 26
- size\_type, 26
- template, 26
- Struct fast\_pool\_allocator\_tag
  - fast\_pool\_allocator\_tag, 33
  - headers, 33
  - singleton, 33
  - singleton\_pool, 33
  - template, 33
- Struct pool\_allocator\_tag
  - headers, 35
  - pool\_allocator\_tag, 35
  - singleton, 35
  - singleton\_pool, 35
- Struct template rebind
  - fast\_pool\_allocator, 33
  - headers, 33-34
  - other, 33-34
  - pool\_allocator, 34
  - rebind, 33-34
  - template, 32-34
- Symbol Table
  - block, 16
  - chunk, 16
  - segregated, 16
  - size, 16

## T

- tag
  - Singleton\_pool, 7
- template
  - Class template fast\_pool\_allocator, 35-37
  - Class template fast\_pool\_allocator<void, UserAllocator, Mutex, NextSize, MaxSize>, 32
  - Class template object\_pool, 22, 24
  - Class template pool, 26-27
  - Class template pool\_allocator, 38-39
  - Class template pool\_allocator<void, UserAllocator, Mutex, NextSize, MaxSize>, 33-34
  - Class template simple\_segregated\_storage, 40
  - Class template singleton\_pool, 43-44
  - Documentation Naming and Formatting Conventions, 2
  - Header < boost/pool/object\_pool.hpp >, 22
  - Header < boost/pool/pool.hpp >, 25
  - Header < boost/pool/poolfwd.hpp >, 35
  - Header < boost/pool/pool\_alloc.hpp >, 31
  - Header < boost/pool/singleton\_pool.hpp >, 46
  - Object\_pool, 6
  - pool, 4
  - pool\_allocator, 8
  - Simple Segregated Storage (Not for the faint of heart - Embedded programmers only!), 16
  - Singleton\_pool, 7
  - Struct default\_user\_allocator\_malloc\_free, 25
  - Struct default\_user\_allocator\_new\_delete, 26
  - Struct fast\_pool\_allocator\_tag, 33
  - Struct template rebind, 32-34
  - Template Parameters, 16

The UserAllocator Concept, 21

Template Parameters

size, 16

template, 16

try\_malloc\_n

Class template simple\_segregated\_storage, 40-41

Typedefs

size, 16

## U

UserAllocator Concept

block, 21

chunk, 21

concepts, 21

interface, 21

memory, 21

objects, 21

size, 21

template, 21

UserAllocator Requirements

block, 21

malloc, 21

memory, 21

objects, 21

size, 21

user\_allocator

Class template object\_pool, 22

Class template pool, 27

Object\_pool, 6

pool, 4

pool\_allocator, 8

Singleton\_pool, 7

## V

value\_type

Class template fast\_pool\_allocator<void, UserAllocator, Mutex, NextSize, MaxSize>, 32

Class template pool\_allocator<void, UserAllocator, Mutex, NextSize, MaxSize>, 34

pool\_allocator, 8