

# The packages **svg** and **svg-extract**

Philip Ilten (2012–2016)

Falk Hanisch (2017–)

<https://github.com/mrpiggi/svg>

[hanisch.latex@outlook.com](mailto:hanisch.latex@outlook.com)

v2.00b (2017/05/23)

The **svg** package is intended for the automated integration of SVG graphics into  $\text{\LaTeX}$  documents. Therefor the capabilities provided by **Inkscape**—or more precisely its command line tool—are used to export the text within a SVG graphic to a separate file, which is then rendered by  $\text{\LaTeX}$ . The two commands `\includesvg` and `\includeinkscape` are provided as central user-interface, which are very similar to the `\includegraphics` command of the **graphicx** package.

In addition, the package **svg-extract** allows the extraction of these graphics into independent files in different graphic formats, exactly as it is rendered within the document. For the creation of these graphics in the well-known formats PDF, EPS and PS,  $\text{\LaTeX}$  and possibly conversion tools shipped with the distribution are used. If the graphics are required in other file formats, either **ImageMagick** or **Ghostscript** can be invoked.

## Contents

<b>I.</b>	<b>User documentation</b>	<b>2</b>
<b>1.</b>	<b>Introduction</b>	<b>2</b>
<b>2.</b>	<b>Usage of package <b>svg</b></b>	<b>3</b>
2.1.	General settings . . . . .	4
2.2.	Options for the invocation of <b>Inkscape</b> . . . . .	4
2.3.	Options for the graphic inclusion . . . . .	6
2.4.	Including SVG files . . . . .	6
<b>3.</b>	<b>Usage of package <b>svg-extract</b></b>	<b>7</b>
3.1.	General settings . . . . .	8
3.2.	Extract independent graphic files . . . . .	8
3.3.	Convert extracted graphic files . . . . .	10
3.3.1.	Settings for the invocation of <b>ImageMagick</b> . . . . .	11
3.3.2.	Settings for the invocation of <b>Ghostscript</b> . . . . .	12
<b>4.</b>	<b>Example</b>	<b>12</b>
<b>5.</b>	<b>Troubleshooting and reporting issues</b>	<b>14</b>
<b>6.</b>	<b>Include SVG files created with <b>ROOT</b></b>	<b>14</b>

<b>II.</b>	<b>Implementation</b>	<b>17</b>
<b>A.</b>	<b>Initialization</b>	<b>17</b>
<b>B.</b>	<b>Including SVG files with package <i>svg</i></b>	<b>18</b>
B.1.	Options . . . . .	18
B.1.1.	The invocation of <i>Inkscape</i> . . . . .	18
B.1.2.	Setting input folder . . . . .	22
B.1.3.	Setting output folder . . . . .	22
B.1.4.	Options for the inclusion of graphics . . . . .	23
B.2.	Handling path information . . . . .	24
B.3.	Optional Parameters for user commands . . . . .	30
B.4.	User commands . . . . .	30
B.5.	Auxiliary macros . . . . .	33
B.6.	Patches . . . . .	38
<b>C.</b>	<b>Extracting independent graphic files with package <i>svg-extract</i></b>	<b>40</b>
C.1.	Options . . . . .	40
C.1.1.	Controlling the extract process . . . . .	40
C.1.2.	Invoking external application for graphic conversion . . . . .	44
C.1.3.	Setting output folder . . . . .	48
C.1.4.	Options for the extraction of graphics . . . . .	49
C.1.5.	Miscellaneous options . . . . .	51
C.2.	User commands . . . . .	52
C.3.	Auxiliary macros . . . . .	53
C.4.	Commands for the separate auxiliary <i>L<sup>A</sup>T<sub>E</sub>X</i> -file . . . . .	66
<b>D.</b>	<b>Processing Options</b>	<b>68</b>
<b>E.</b>	<b>Macros for file access</b>	<b>68</b>
	<b>Index</b>	<b>69</b>
	<b>Change History</b>	<b>73</b>

# Part I.

## User documentation

### 1. Introduction

The open source program *Inkscape* has provided an excellent resource for the simple and easy creation of images and diagrams using a graphical user interface. The work by Johan B. C. Engelen has further enhanced the ability of *Inkscape* to split a SVG file into a text component that can be compiled with *L<sup>A</sup>T<sub>E</sub>X*, and an image component that can be imported as a PDF file. For further information see the documentation of *svg-inkscape* on CTAN<sup>1</sup>. The procedure described therein is taken up and consistently expanded. Thus, it is now possible to include a SVG file into a *L<sup>A</sup>T<sub>E</sub>X* document where the text within the SVG graphic will be rendered natively by *L<sup>A</sup>T<sub>E</sub>X*.

---

<sup>1</sup><http://www.ctan.org/pkg/svg-inkscape>

Both packages **svg** and **svg-extract** rely heavily upon executing commands from the shell using the `\ShellEscape` command—or respectively the old known `\write18`—for executing a variety of commands directly to the system. So it is necessary to include the flag `--shell-escape` when compiling documents using **svg** and/or **svg-extract**. The executed commands and the possibilities to adapt their invocation with the appropriate options are described later on in this documentation. All this is done automatically with the `\includesvg` command. If you don't want to use the `--shell-escape` flag, either for security reasons or because the export of the SVG files is done in another way, there's also the command `\includeinkscape` which includes files already exported by **Inkscape**.

An working installation of **Inkscape** is required for the automated integration of SVG graphics, whereby the installation path must be known to the operating system. This can be checked on shell by typing `inkscape -V`. Moreover, there are some required packages which are loaded by packages **svg** and **svg-extract** to provide the functionality. These packages are:

**scrbase** for the definition and handling of options in key-value-syntax  
**ifluatex**, **ifpdf**, **ifxetex** for flow control depending on the used L<sup>A</sup>T<sub>E</sub>X engine  
**pdftexcmds**, **shellesc** to allocate the same primitives independent of the used L<sup>A</sup>T<sub>E</sub>X engine  
**ifplatform** to control the file access depending on the operating system  
**graphicx** for including the graphic files after the **Inkscape** export  
**xcolor**, **transparent** are possibly needed by the separate L<sup>A</sup>T<sub>E</sub>X files created by **Inkscape**  
**xr** is used by **svg-extract** in order to include labels within the independent graphic files

If you want to pass options to package **graphicx**, you must either load it before package **svg**

```
\usepackage[⟨options⟩]{graphicx}
...
\usepackage[⟨options⟩]{svg}
```

or use `\PassOptionsToPackage`.

```
\PassOptionsToPackage{⟨options⟩}{graphicx}
...
\documentclass[⟨options⟩]{⟨class⟩}
...
\usepackage[⟨options⟩]{svg}
```

The usage of packages **xcolor** and **transparent** can be switched off while loading package **svg**. See the two options `usexcolor` and `usetransparent` below.

## 2. Usage of package **svg**

The purpose of this package is to include SVG graphics into a L<sup>A</sup>T<sub>E</sub>X document. The command `\includesvg` is defined which does all necessary steps for this task. It first launches the export of a SVG file to a supported file format with Inkscape, if necessary, and includes the exported graphic file afterwards. The usage and the syntax is quite similiar to the command `\includegraphics` from the **graphicx** package. In fact, the inclusion of the exported graphic file is done with `\includegraphics`.

`usexcolor` (opt.)    The packages **xcolor** and **transparent** are loaded by default at the end of package **svg**. The  
`usetransparent` (opt.)    listed options are intended to prevent these packages from loading. They are the only  
`noxcolor` (opt.)    options which have to be given while loading the **svg** package. All supported boolean values  
`notransparent` (opt.)    (`true/on/yes/false/off/no`) can be assinged to `usexcolor` and `usetransparent`, while  
`noxcolor` and `notransparent` don't accept any value.

```
\usepackage[⟨options⟩]{svg}
```

## 2.1. General settings

`\svgsetup` All other options described in detail below can also be changed after loading the package either in the preamble or within the document. They don't have to be given as optional argument to `\usepackage[⟨options⟩]{svg}` but can be set by using macro `\svgsetup{⟨options⟩}` where `{⟨options⟩}` is a comma separated list of options. Settings with `\svgsetup` are done in the current scope which means globally or within the current group.

```
\svgsetup{⟨options⟩}
```

Further, it's possible to reset any setting locally with the optional argument of the commands `\includesvg[⟨options⟩]{⟨svg filename⟩}` or `\includesvg[⟨options⟩]{⟨graphic filename⟩}`.

`\svgpath` Most likely you want to organize your SVG files in a separate folder either as a subfolder in the working directory or elsewhere in your local folder structure. For this purpose, a list of root paths to SVG files can be specified using the `\svgpath` command in the same way as `\graphicspath` is used. Every path has to be given in a group of braces `{}`—even if there is only one—and terminate with `/` last. For example:

```
\svgpath{{svg/}}{/usr/local/svg/}}
```

would cause the system to look first in the subdirectory `svg/` and afterwards in the absolute path `/usr/local/svg/`. Further, if no path was specified with `\svgpath` or the desired file wasn't found, all directories given with `\graphicspath` are searched too. Please keep in mind that the current working directory is browsed first in any case. It's recommended to avoid any spaces and/or quotes respectively `\dq` both in paths and file names, especially when DVI output is active.

## 2.2. Options for the invocation of *Inkscape*

`inkscape` (opt.) This option controls, when the export with ***Inkscape*** is invoked and is set to `true` by default.  
`false/off/no`

***Inkscape*** won't be invoked in any case, no export is done.

`true/on/yes/newer/onlynewer`

The export with ***Inkscape*** will only be done, if the exported graphic file either does not exist or the file modification date of the SVG file is newer than that of the exported graphic file. Thus the compilation time of the  $\text{\LaTeX}$  document can be reduced to the necessary minimum. Unfortunately a primitive like `\pdffilemoddate` is missing for XeTeX, so with this engine, the behaviour will be the same as `inkscape=forced`.

`forced/force/overwrite`

The ***Inkscape*** export will definitely be done, any already existing exported file will overwritten regardlessly.

In addition to controlling the export behavior, the option `inkscape` can also be used to make additional settings, which then acts as a wrapper for the options described below.

`pdf/eps/ps/png`

see `inkscapeformat=pdf/eps/ps/png`

`latex/nolatem`

see `inkscapelatem=true/false`

`drawing/page`

see `inkscapearea=drawing/page`

`⟨integer⟩dpi`

see `inkscapedpi=⟨integer⟩`

- inkscapepath** (opt.) The option **inkscapepath** specifies, where the resulting files of the **Inkscape** export should be located. The subfolder **./svg-inkscape/** within the current working directory is used by default (**inkscapepath=basesubdir**).
- svgdir/svgpath**  
The PDF/EPS/PS/PNG graphic files as well as the L<sup>A</sup>T<sub>E</sub>X files generated by **Inkscape** will be located in the same directory as the corresponding SVG file.
- svgsubdir/svgsubpath**  
Within the folder of the encountered SVG file, all exported files will be located in a subfolder named **svg-inkscape/**.
- basedir/basepath/jobdir/jobpath**  
All exported files will be located in the current working directory.
- basesubdir/basesubpath/jobsubdir/jobsubpath**  
A subfolder named **svg-inkscape/** within the current working directory will be used for files generated by **Inkscape**.
- /path/to/somewhere/**  
It is also possible to give a custom path, either relative to the current working directory (**./relative/path/**) or as an absolute path.
- inkscapeexe** (opt.) For the inclusion of a SVG file, **Inkscape** is used to separate the text and image from the SVG file itself. In order to execute the command line tool from shell, the path where the executable is located has to be known to the operating system. You can check this by typing **inkscape -V** into the shell. If this check fails and you don't want to change environment variable **path** on your OS, you can use option **inkscapeexe** to set the absolute path where the executable of **Inkscape** is located. The option is set to **inkscapeexe=inkscape** by default.
- inkscapeformat** (opt.) With this option, the **Inkscape** export format can be controlled. Valid values are **pdf**, **eps**, **ps** and **png**, where a L<sup>A</sup>T<sub>E</sub>X export is not possible for **png** and option **inkscapelatex** won't have any effect. By default, **inkscapeformat=pdf** is set unless DVI output was detected. In this case **inkscapeformat=eps** is the default setting.
- inkscapelatex** (opt.) If option **inkscapelatex=true** is set, the output is split into a separate PDF/EPS/PS file (see option **inkscapeformat**) and a corresponding L<sup>A</sup>T<sub>E</sub>X file. This is the default setting. Setting **inkscapelatex=false** will result in a single PDF/EPS/PS file, where any contained text won't be rendered by L<sup>A</sup>T<sub>E</sub>X.
- inkscapearea** (opt.) This option controls which area of the SVG file should be exported, **drawing** is set by default.
- drawing/crop**  
The area exported corresponds to the bounding box of all objects in a drawing, including any that are not on the page.
- page/nocrop**  
The area exported will correspond to the defined page area within the SVG file.
- inkscapedpi** (opt.) The resolution used either for PNG export or for fallback rasterization of filtered objects when exporting to PDF/EPS/PS file. For PNG export it is set to 300 dpi by default, if no value was given. The given value should be a positive integer. The default behaviour can be reversed after a given value with **inkscapedpi=\relax**.
- inkscapeopt** (opt.) You can use this option to pass additional switches to the **Inkscape** command line tool. For further information see the documentation of **Inkscape**<sup>2</sup>.

---

<sup>2</sup><https://inkscape.org/de/doc/inkscape-man.html>

## 2.3. Options for the graphic inclusion

`width` (opt.) The width of the included graphic file can be specified via the `width` option and the height by the `height` option. If both the width and height are specified, the figure won't be distort but scaled such that neither of the specified dimensions is exceeded. If `width` and/or `height` `scale` (opt.) once have been set, this can be reversed by setting them to `0pt` or `\relax`.

If neither `width` nor `height` are set, the included graphic file can also be scaled by setting `scale` to a positive real number.

`pretex` (opt.) Commands prior and post to the inclusion of the graphic file may be desired, such as font or `apptex` (opt.) color commands. The options `pretex` and `apptex` are provided where the L<sup>A</sup>T<sub>E</sub>X code given to `pretex` is included before the graphic file and `apptex` right afterwards. For example, to change the size of the included text one could use:

```
\includsvg[pretex=\tiny,<additional options>]{<svg filename>}
```

`draft` (opt.) This option can be used with boolean values and is equal to the identically named option of the **graphicx** package. If the `draft` option is given to **graphicx**, it's activated for **svg** as well.

`lastpage` (opt.) A [bug](#)<sup>3</sup> concerning the L<sup>A</sup>T<sub>E</sub>X export has been reported for **Inkscape** 0.91. It may happen that within the L<sup>A</sup>T<sub>E</sub>X file exported by **Inkscape**, it is attempted to include more pages of the PDF graphics than actually exist. The **svg** package attempts to bypass the resulting error.

Consequently, the total number of pages is read and only existing PDF pages are included, if both options `inkscapeformat=pdf` and `lastpage=true` are set. This is the default setting and can be switched off with `lastpage=false`. It's also possible to set the number of the last page included of a PDF graphic manually as optional parameter for `\includsvg` or `\includeinkscape`. For details, see the description of the respective commands.

## 2.4. Including SVG files

`\includsvg` The command `\includsvg` to include a SVG file is quite similar to the `\includegraphics` command provided by the **graphicx** package.

```
\includsvg[<parameters>]{<svg filename>}
```

`inkscape` (param.) It is used right in the same way but where `{<svg filename>}` is the file name of the SVG file, `inkscapeformat` (param.) where any given file extension will be replaced with `.svg` ruthlessly. If this file is not located `inkscapelatex` (param.) in the current working directory but elsewhere on your file system, the command `\svgpath` `inkscapearea` (param.) could be used to specify this path. It is recommended to avoid any spaces and/or quotes `inkscapedpi` (param.) respectively `\dq` both in paths and file names. Especially when DVI output is active using `inkscapeopt` (param.) quotes will certainly cause an error.

`width` (param.) The command `\includsvg` is intended to do an automated export with **Inkscape** at first, `height` (param.) where the given SVG file is exported to a PDF/EPS/PS/PNG file (see `inkscapeformat`) and `scale` (param.) perhaps a correlating L<sup>A</sup>T<sub>E</sub>X file (see `inkscapelatex`). The export with **Inkscape** is only `pretex` (param.) invoked, if the SVG file is newer than the exported graphic file or latter doesn't exist at all.<sup>4</sup> `apptex` (param.) Once the export has been done, the graphic file and maybe the L<sup>A</sup>T<sub>E</sub>X file are included. `draft` (param.)

All previously described options can also be used as optional parameters to `\includsvg` and do have the same effect as described before. However, the optional parameters specified have an effect only once when `\includsvg` is executed and remain unchanged afterwards.

<sup>3</sup><https://bugs.launchpad.net/ubuntu/+source/inkscape/+bug/1417470>

<sup>4</sup>Due to the lack of XeTeX to compare file modification dates, using this L<sup>A</sup>T<sub>E</sub>X engine leads to **Inkscape** exports with every run unless `inkscape=false` is used.



<code>lastpage</code> (param.)	In addition to the use of boolean values, the parameter <code>lastpage</code> can also be assigned a specific (integer) page number, which defines the last used page of a PDF graphic. This, just like the identically named option, has an effect only when <code>inkscapeformat=pdf</code> is set.
<code>angle</code> (param.) <code>origin</code> (param.)	Both parameters correlate to the identically named parameters of the <code>\includegraphics</code> command provided by the <b>graphicx</b> package. However, unlike to <code>\includegraphics</code> , parameters <code>angle</code> and <code>origin</code> are <i>always evaluated after</i> the parameters <code>width</code> , <code>height</code> and <code>scale</code> by <code>\includesvg</code> , regardless of the used order of the given parameters. This is mainly due to the inclusion of the L <sup>A</sup> T <sub>E</sub> X files corresponding to the graphic files generated by <b>Inkscape</b> .
<code>\includeinkscape</code>	If you don't want to make use of the automated export with <b>Inkscape</b> but the user interface provided by the <b>svg</b> package, you can use <code>\includeinkscape</code> instead of <code>\includesvg</code> . <div style="border: 1px solid black; padding: 5px; margin-top: 10px;"><code>\includeinkscape[<i>parameters</i>]{<i>graphic filename</i>}</code></div>
<code>inkscapeformat</code> (param.) <code>inkscapelatex</code> (param.) <code>width</code> (param.) <code>height</code> (param.) <code>scale</code> (param.) <code>pretex</code> (param.) <code>apptex</code> (param.) <code>draft</code> (param.)	You can use it similar to <code>\includesvg</code> but <code>{<i>graphic filename</i>}</code> has to be the filename of the already exported graphic file. If a valid file extension ( <code>.pdf/.eps/.ps/.png</code> ) is given, the current setting for <code>inkscapeformat</code> is overwritten. It's even possible to specify a file extension like <code>.pdf_tex</code> to activate <code>inkscapelatex</code> . Furthermore, all optional parameters for <code>\includeinkscape</code> do have the same effect as described before for command <code>\includesvg</code> once when <code>\includeinkscape</code> is executed and remain unchanged afterwards.
<code>lastpage</code> (param.) <code>angle</code> (param.) <code>origin</code> (param.)	

### 3. Usage of package **svg-extract**

This package allows the extraction of independent graphic files out of SVG files which have been included and rendered with L<sup>A</sup>T<sub>E</sub>X by the **svg** package. This is particularly useful when attempting to provide images to journals or collaborators, and one wishes the image to appear exactly as it does within the original L<sup>A</sup>T<sub>E</sub>X document.

In order to extract to PDF, EPS, or PS files the programs `ps2eps`, `ps2pdf` and `pdftops` are used which are usually provided by most of the L<sup>A</sup>T<sub>E</sub>X 2<sub>ε</sub> distributions. In addition, the command line tools of **ImageMagick** and **Ghostscript** can be invoked for converting images in formats like PNG, JPG, TIF or something else. It's also possible to create PDF, EPS or PS files with one of the two programs. Therefore the desired program—`magick` and/or `gswin32c/gswin64c` on Windows respectively `convert` and/or `gs` on unix-like operating systems—must be installed. By typing `<program> --version` on shell, this can be checked.

If you want to extract independent graphic files from included SVG files, you only have to load **svg-extract**. All actions for the extraction process will be done by using `\includesvg` or `\includeinkscape`. Without any additional settings, the extraction will render the SVG file to the specified output format(s) of choice using the same settings as specified within the two commands. Consequently, the scale between the image and text in the extracted files will remain identical to the scale within the document from which the SVG file was extracted.

In contrast to package **svg**, the console commands for graphic extraction are executed with each LaTeX run by package **svg-extract** when `--shell-escape` mode is activated. This behaviour can be switched off with option `extract=false`.

#### Important changes

In version v1.0 of package **svg** the extracted files were named like the numbering of the current **subfig** environment by default. As package **subfig** sometime causes problems and because of the large amount of different L<sup>A</sup>T<sub>E</sub>X packages which all provide the possibility to include subfigures with very different implementations, this feature can't be provided reliably by **svg-extract**. See option `extractname` for further information.

### 3.1. General settings

`on` (opt.) This options have to be given while loading the **svg-extract** package and are intended to toggle the functionality of this package. As both extracting and converting independent graphic files is invoked with every L<sup>A</sup>T<sub>E</sub>X run when `--shell-escape` is activated, the option `off` can be given to save compilation time, once the creation of all desired images has been done and they no longer need to be re-generated. The option `on` can be used to reactivate functionality of this package. This can also be done by using `extract=true/false`.

`\svgsetup` All option described below can be used together with `\svgsetup` and are then valid in the current scope. There also exist identically named parameters for the optional arguments of `\includesvg`  
`\includeinkscape`

```
\includesvg[⟨parameters⟩]{⟨svg filename⟩}
\includeinkscape[⟨parameters⟩]{⟨graphic filename⟩}
```

These parameters have an effect only once when the commands are executed and remain unchanged afterwards.

### 3.2. Extract independent graphic files

`extract` (opt.) This option can be used with boolean values. Using `extract=true` activates the functionality for both extracting and converting which is the default setting, whereas `extract=false` turns it off completely.

`extractpath` (opt.) The path where the extracted and converted files are located can be specified with option `extractpath`, whereas `extractpath=basesubdir` is set by default.

`svgdir/svgpath`

The extracted and converted independent graphic files are located in the same directory as the corresponding SVG file.

`svgsubdir/svgsubpath`

Within the folder of the encountered SVG file, all extracted and converted files will be located in a subfolder named `svg-extract/`.

`basedir/basepath/jobdir/jobpath`

All extracted and converted files will be located in the current working directory.

`basesubdir/basesubpath/jobsubdir/jobsubpath`

A subfolder named `svg-extract/` within the current working directory will be used for all extracted and converted files.

`/path/to/somewhere/`

It is also possible to give a custom path, either relative to the current working directory (`./relative/path/`) or as an absolute path.

`extractname` (opt.) It's also possible to change the name for extracted and converted files. The default setting is `extractname=filenamenumbered`.

`filename/name`

The name of the exported **Inkscape** file is used and the suffix `-extract` is attached.

`filenamenumbered/namenumbered/numberedfilename/numberedname`

Same as above, but a prefix with the count of extracted files is used instead of the suffix.

`numbered/section/numberedsection/sectionnumbered`

The file name is composed by the number of extracted files and the current outline numbering.

`⟨filename⟩`

You can use any file name, a given file extension is ignored. Repeatedly specifying the same file name will overwrite previously created files.



`extractformat` (opt.) The included SVG file can be extracted from the document into a independent graphic file of type PDF, EPS or PS. The option can be used with either a single value (`extractformat=pdf`) or a comma separated list. For example,

```
\includesvg[extractformat={pdf,eps,ps}]{<svg filename>}
```

will extract the SVG file to both PDF and EPS formats and generates two independent graphic files. By default, `extractformat=pdf` is set unless DVI output was detected. In this case `extractformat=eps` is the default setting.

`extractwidth` (opt.) These options can be used to overwrite the settings given for the appearance of a SVG file  
`extractheight` (opt.) within the document. For example, a SVG file should cover the entire text width within the  
`extractscale` (opt.) document but be extracted to a fixed width, this can be done with:

```
\includesvg[width=\textwidth,extractwidth=500pt]{<svg filename>}
```

Assigning the value `inherit` to one of these options—which is set by default—leads to the usage of the corresponding option of package **svg** (`width/height/scale/pretex/apptex`), whereas `extract...\relax` can be used to ignore a parent option utterly.

`extractpreamble` (opt.) Within the included and extracted SVG files any  $\text{\LaTeX}$  macro can be used either defined by  
`extractpreambleend` (opt.) the user—this should be done in the preamble of the  $\text{\LaTeX}$  document in which the SVG file is to be included—or provided by a package which is loaded. As the extraction process of the SVG files needs an auxiliary  $\text{\LaTeX}$  file all used packages and commands have to be known within this file. Consequently, the preamble of the current  $\text{\LaTeX}$  document is used for the extraction of the SVG file by default.

However, it is possible to specify a different *preamble file* with the option `extractpreamble` where the file to use as the preamble is given as the argument—including maybe path, but file name and file extension in any case. The given preamble file is searched similar to SVG files meaning, every path given with `\svgpath` or `\graphicspath` is examined. The default definition of `extractpreamble` is `\jobname.tex`—more precisely the file extension given by option `latexext` is used—and should suffice for most cases. The preamble up to the line defined by the option `extractpreambleend` will be used, which is set to a default with `\begin{document}`.

`\svghidepreamblestart` In case, the preamble of the current  $\text{\LaTeX}$  document is used, there are maybe packages included  
`\svghidepreambleend` or some parts within the preamble, which should not be used within the separate auxiliary  $\text{\LaTeX}$  file. These parts can be excluded if they are enclosed by `\svghidepreamblestart` and `\svghidepreambleend`.

For example, your current  $\text{\LaTeX}$  document uses package **showframe** which causes some problems with the extraction of independent graphic files. So you want to get rid of it within the auxiliary  $\text{\LaTeX}$  file. This can be done with:

```
\documentclass{<documentclassname>}
...
\usepackage{svg-extract}
...
\svghidepreamblestart
\usepackage{showframe}
\svghidepreambleend
...
```

`extractruns` (opt.) When extracting independent graphic files by compiling the generated auxiliary  $\text{\LaTeX}$  file, it's maybe necessary to do multiple  $\text{\LaTeX}$  runs on this file. The number of runs can be controlled with option `extractruns`. It's set to `extractruns=2` by default.

- latexexe** (opt.) For the extraction of an independent graphic file, the  $\text{\LaTeX}$  program is used which is set by the **latexexe** option. Depending on the  $\text{\LaTeX}$  processor used for the current  $\text{\LaTeX}$  document, it is set to either **pdf $\text{\LaTeX}$** , **lual $\text{\LaTeX}$** , **xel $\text{\LaTeX}$**  or **l $\text{\LaTeX}$**  by default. It's also possible to specify additional flags or switches for the  $\text{\LaTeX}$  runs, which are performed during the extraction process by the **latexopt** option. If you are used to utilize a other file extension for  $\text{\LaTeX}$  files than **.tex**, option **latexext** can be used like **latexext=ltx**.
- dvipsopt** (opt.) Depending on the used  $\text{\LaTeX}$  processor, the file type of the extracted graphic differs. In order to create all formats, requested with option **extractformat**, several converting tools provided by most of the  $\text{\LaTeX}$  2<sub>ε</sub> distributions are maybe invoked. These are **dvips**, **ps2eps**, **ps2pdf** and/or **pdftops** and can't be changed. It's only possible to specify additional switches for every single tool with **dvipsopt**, **pstoepsopt**, **pstopdfopt**, **pdftoepsopt** and **pdftopsopt**.
- clean** (opt.) During the extraction process many files are generated for each SVG file extraction. So it's oftentimes desirable to automatically remove these temporary files. Using the option **clean=true** will remove any generated files created other than the extracted output format(s) requested. Setting **clean=false** is useful for debugging and set by default. Additionally, it's possible to use option **clean** with a list of file extensions in order to specify auxiliary files generated by package **svg-extract** to be deleted, for example **clean={log,aux}**.
- exclude** (opt.) Sometimes it may be necessary to extract and/or convert a SVG file without including it. If the flag **exclude** is specified, the SVG file will not be rendered in the current  $\text{\LaTeX}$  document, but will be extracted and/or converted to the requested output format(s).

### 3.3. Convert extracted graphic files

Based on the extraction of independent graphic files, the **svg-extract** packages also provides the possibility to convert those extracted graphics in another format than PDF, EPS or PS with either **ImageMagick**—which is set by default—or **Ghostscript**.

- convert** (opt.) This option can be used to control the invocation of the conversion process. By default, **convert=false** is set. For Windows, there exist two different versions of **Ghostscript**, either 64 bit or 32 bit. If it is selected as converting tool the 64 bit executable is set by default.
- false/off/no**  
No conversion is done.
- true/on/yes**  
The conversion will be done with the current chosen converting tool.
- magick/imagemagick/convert**  
The conversion is activated and **ImageMagick** is selected.
- gs/ghostscript**  
The conversion is activated and **Ghostscript** is selected.
- gs64/ghostscript64**  
This value activates **Ghostscript** as conversion tool and sets **gsex=gswin64c**. On unix-like operating systems, the value for **gsex** remains unchanged.
- gs32/ghostscript32**  
The same as for the latter case applies, only option **gsex=gswin32c** is set on Windows.
- convertformat** (opt.) With this option, the desired output format(s) can be given. Multiple graphic formats can be specified in a list, for example something like **convertformat={png,jpg,tif}**. The value specified in **extractformat** is used as the source format for the conversion. If **extractformat** itself contains a file list, the first value within this list is considered. If **extractformat** is defined empty, the file generated anyway during the extraction is used.

## Settings for specific converting formats

Maybe it's desired to apply varying settings for different output formats. Therefor some options described below can either be set for all converted files or for a specific output format. In particular, these are the options `convertdpi` as well as `magicksetting`, `magickoperator`, `gsdevice` and `gsopt`. All these mentioned options can be used like either `<option>=<value>` or `<option>={<outputformat>=<value>}` and even `<option>={<outputformat>+=<value>}` where the desired output format is trailed with `+` as inner key.

The first variant is applied to all output formats in general. If one of these mentioned options is evaluated and a output format specific value was given like in the second variant, the general setting is overwritten. If the general setting should be used and extended by an additional output format specific settings, then the third variant is to be used. In this case, no output format specific setting (second variant) must not have been used.

If you want to reverse any setting, you only have to use `\relax` as a value, either for a general option (`<option>=\relax`) or a specific one (`<option>={<outputformat>[+]=\relax}`).

`convertdpi` (opt.) This options controls the used density for all file formats or a specific one, whether **ImageMagick** or **Ghostscript** is used for the graphic conversion. The desired resolution of the converted file is given in dots per inch (DPI) either as a scalar value (e.g. `convertdpi=600`) or with different resolutions in x- and y-direction (e.g. `convertdpi=600x400`).

As described before, it's also possible to declare a specific resolution for each desired converting format. For example, you want to set different resolution for PNG and JPG formats and something for all other formats:

```
\svgsetup{%
  convertdpi={png=600},%
  convertdpi={jpg=150},%
  convertdpi=300%
}%
```

If a setting for a specific output format is given, any unspecific setting is overwritten, when the conversion to this format is done. With `convertdpi={<outputformat>=\relax}` a specific setting can be reversed.

Please note that not every graphic format support different resolutions in x- and y-direction. So using a value like `convertdpi=600x400` may not necessarily lead to the desired result. However, this is then due to the used conversion tool and not to the processing of the option.

### 3.3.1. Settings for the invocation of *ImageMagick*

`magickexe` (opt.) The conversion with **ImageMagick** via the `magick` or `convert` command-line tool can be controlled with these options. The option `magickexe` determines the used executable and is set to `magick` on Windows and otherwise to `convert` by default. Additionally, there are the two options `magicksetting` and `magickoperator` which can be used to define *settings* and *operators* for the conversion process. As described before, the two options `magicksetting` and `magickoperator` can be set for all output formats or a *specific* one either resetting or extending the general settings. For further information see the documentation of **ImageMagick** [command-line tool](http://www.imagemagick.org/script/command-line-processing.php)<sup>5</sup>.

---

<sup>5</sup><http://www.imagemagick.org/script/command-line-processing.php>

### 3.3.2. Settings for the invocation of *Ghostscript*

`gsexe` (opt.) The conversion with *Ghostscript* is done with command-line tool `gs` on unix-like operating  
`gsdevice` (opt.) systems and `gswin64c` or `gswin32c` on Windows. The executable can be changed with option  
`gsopt` (opt.) `gsexe`. Because *Ghostscript* requires the specification of a device, there are some predefined  
for the most common output formats. These are:

```
\svgsetup{%  
  gsdevice={png=png16m},gsdevice={jpeg=jpeg},gsdevice={jpg=jpeg},%  
  gsdevice={tif=tiff48nc},gsdevice={tiff=tiff48nc},%  
  gsdevice={eps=eps2write},gsdevice={ps=ps2write}%  
}%
```

Furthermore, with `gsopt` additional switches for *Ghostscript* can be set. As described before, both `gsdevice` and `gsopt` can be defined in general or for specific output formats. For further information see the documentation of *Ghostscript*<sup>6</sup>.

## 4. Example

As an minimal example<sup>7</sup> take the following lines of code:

```
\documentclass{article}  
\usepackage[T1]{fontenc}  
\usepackage{selinput}\SelectInputMappings{adieresis={ä},germandbls={ß}}  
\usepackage{svg}  
\usepackage[off]{svg-extract}  
\svgsetup{clean=true}  
\pdfsuppresswarningpagegroup=1  
\usepackage{relsize}  
\usepackage{subcaption}  
\begin{document}  
\begin{figure}  
  \begin{minipage}{.5\linewidth}  
    \includesvg[width=\linewidth]{svg-example}%  
    \subcaption{This text is too large!}  
  \end{minipage}%  
  \begin{minipage}{.5\linewidth}  
    \includesvg[width=\linewidth,pretex=\relscale{0.6}]{svg-example}%  
    \subcaption{This text fits better.}  
  \end{minipage}  
\caption{An example figure with \LaTeX~support}\label{fig:example}  
\end{figure}  
\begin{figure}\centering  
  \includesvg[%  
    width=.5\linewidth,inkscapelatex=false,extractformat={pdf,eps}%  
  ]{svg-example}%  
  \caption{The same example figure without \LaTeX~support}  
\end{figure}  
\end{document}
```

If you are willing to compile the example, there are two aspects to consider. First, the included SVG file `svg-example.svg` has to be located in the current folder and is located in `<texmf>/doc/latex/svg/examples/`. Second, you have to run the desired  $\text{\LaTeX}$  engine with `--shell-escape` option enabled.

<sup>6</sup><https://ghostscript.com/doc/current/Use.htm>

<sup>7</sup>The image used here is a slightly modified version of the image used in the initial documentation on how to include a SVG file in  $\text{\LaTeX}$  by Johan B. C. Engelen available as package `svg-inkscape` on CTAN.

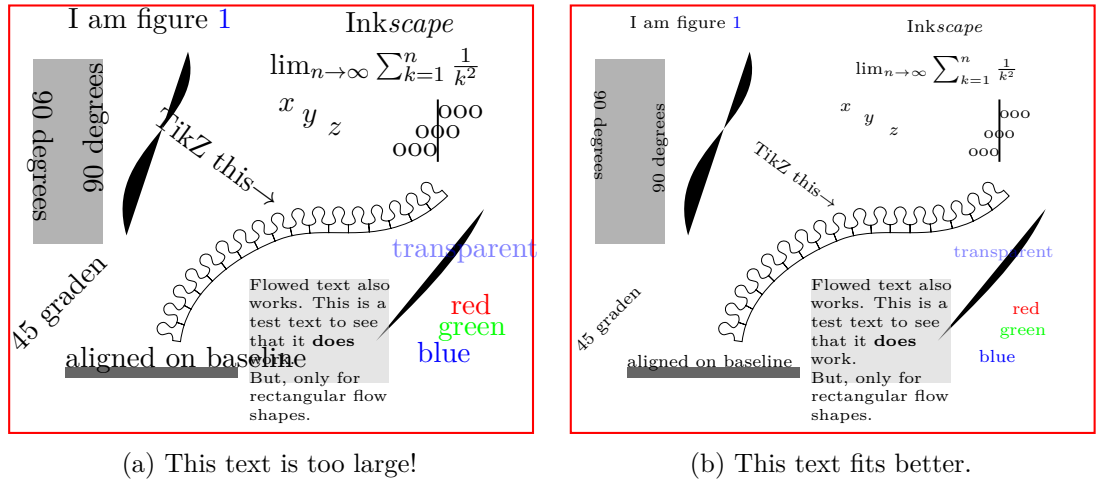


Figure 1: An example figure with L<sup>A</sup>T<sub>E</sub>X support

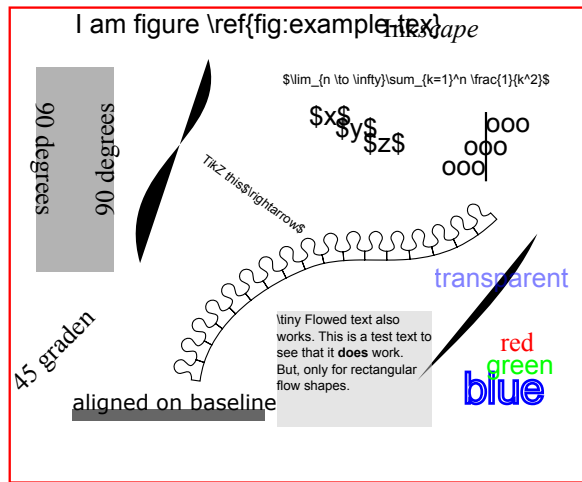


Figure 2: The same example figure without L<sup>A</sup>T<sub>E</sub>X support

The output is shown in Figure 1 and Figure 2. Within this example the file `svg-example.svg` was included three times using the `\includesvg` command.

As you can see, Figure 1a is created with default settings, except for the width specification. So the **Inkscape** export with L<sup>A</sup>T<sub>E</sub>X support is done as well as the extraction of a independent graphic file in PDF format as the **svg-extract** package was loaded.

However, the text is slightly overrunning the margins of the image, and so Figure 1b—which again uses the same **Inkscape** export results—decreases the font size of the text within the image relative using the **pretex** option together with the `\relscale` command provided by the **resize** package.

In Figure 2 the same SVG file was used but without the export of a separate L<sup>A</sup>T<sub>E</sub>X file containing all text elements.

Feel free to use this given example to try out all the options and possibilities described in section 2 for package **svg**. Especially if you want to use package **svg-extract** for the automated extraction of independent graphics (subsection 3.2) and their conversion to different graphic formats with **ImageMagick** and/or **Ghostscript** (subsection 3.3), this example can be easily used for the first steps.

## 5. Troubleshooting and reporting issues

When using the packages **svg** and **svg-extract**, the most likely occurring problems will be caused by calling the external programs. For this reason, a short package information is written into the log file right before each call of an external program via shell. If a file should have been created, both packages check after the external call, whether this file exists or not and raise an error or at least a warning, if this file is missing. If you got such a message, please check the log file for lines like:

Package **svg** Info: or Package **svg-extract** Info:

Right afterwards, there should appear `runsystem(<command>)...executed`. which you should try to execute manually from shell in the right directory. In most cases, the problem will be an invalid command call. If something goes wrong during the extraction/converting process of package **svg-extract**, it would make sense to set option `clean=false` to not delete any auxiliary files that might be needed.

If you are sure that the problem is not caused by the configuration of your operating system, you can send an error report either via email or create a new issue on GitHub. Both addresses can be found on the title.

### When using pdfL<sup>A</sup>T<sub>E</sub>X there are a lot of warnings

It may happen that several warnings like

```
pdfTeX warning: pdflatex.exe(file <filename>.pdf):PDF inclusion:
multiple pdfs with page group included in a single page
```

occur when including the PDF graphics exported with **Inkscape**. This is related to the handling of transparency effects within PDF files. Since pdfT<sub>E</sub>X version 1.40.15 or later, you can get rid of these messages by using `\pdfsuppresswarningpagegroup=1`. See also the discussion on [LaTeX Stack Exchange](http://tex.stackexchange.com/questions/76273/)<sup>8</sup> for more information.

## 6. Include SVG files created with **ROOT**

This section was originally written by Philip Ilten. In the hope that since then nothing has changed fundamentally in the described procedure, this passage remains in the documentation, even if it will almost certainly be relevant to experimental particle physicists only, who frequently use the analysis package **ROOT**.

**ROOT** has the ability to export directly to a SVG file, which means that it is possible to completely by-pass all of **ROOT**'s internal text rendering machinery, and let L<sup>A</sup>T<sub>E</sub>X handle the text natively. This means that all of the ugly fonts that are rendered by **ROOT** can now be completely avoided, with the additional bonus of being able to add references within plots. So how does one go about using this package with **ROOT**?

1. Create the plot with **ROOT** as normal, but turn off all L<sup>A</sup>T<sub>E</sub>X interpretation of text strings. This is a bit tricky, but can be accomplished by setting the font in **ROOT** to a precision of zero as described in the documentation for **TAttFill**<sup>9</sup>. Remember that the font is set by using the function `(TAttFill*)->SetTextFont(i)` with

$$i = (\text{font type}) \times 10 + (\text{font precision})$$

---

<sup>8</sup><http://tex.stackexchange.com/questions/76273/>

<sup>9</sup><http://root.cern.ch/root/html/TAttText.html>



In the following lines of code, a `TStyle` is defined which sets the font to type “Courier New” with a precision of zero.

```
TStyle *style = new TStyle("style","style"); int FONT = 80;
style->SetTextFont(FONT);
style->SetLabelFont(FONT,"XYZ");
style->SetTitleFont(FONT,"XYZ");
style->SetTitleFont(FONT,"");
gROOT->SetStyle("style");
gROOT->ForceStyle();
```

Now, you can just use the well-known standard  $\text{\LaTeX}$  syntax for creating labels, etc. Note however, that backslashes have to be escaped due to interpretation of special characters by **C++**.

2. Print the plot as a SVG file.

```
gPad->Print("foo.svg");
```

3. Include the SVG file within the document using this package.

```
\usepackage{svg}
\usepackage{svg-extract}
\svgsetup{clean=true}
...
\includesvg[width=\linewidth]{foo}
```

Consider the following example image produced by **ROOT** in [Figure 3](#). This figure was generated by the **ROOT** macro `root.C`, provided within `<texmf>/doc/latex/svg/examples/`, which produces the file `root.svg` when run. The code used to produce this SVG file from within **ROOT** is

```
void root() {

    // Set the style.
    gStyle->SetTextFont(80);      gStyle->SetLabelFont(80,"XYZ");
    gStyle->SetTitleFont(80,"");   gStyle->SetTitleFont(80,"XYZ");
    gStyle->SetPalette(1);        gStyle->SetOptStat(0);

    // Draw the plot.
    TH2D *h = new TH2D("", "", 25, 0, 3.9, 25, 0, 3.9); TRandom r;
    for (int i = 0; i < 30000; i++) h->Fill(r.Gaus(2.,1), r.Gaus(2.,1));
    h->GetXaxis()->CenterTitle(); h->GetXaxis()->SetTitleOffset(2.5);
    h->GetYaxis()->CenterTitle(); h->GetYaxis()->SetTitleOffset(2.5);
    h->GetXaxis()->SetTitle("\\larger[2]$x$");
    h->GetYaxis()->SetTitle("\\larger[2]$y$");
    h->Draw("LEG02");

    // Draw additional text.
    TText *t = new TText(); t->SetTextAlign(31);
    t->DrawText(0.7, 0.9, "\\larger[2]$z(x,y) = \\frac{1}{\\sqrt{4\\pi^2}}\\exp\\left(-\\left(\\frac{(x-\\mu_x)^2}{2\\sigma_x^2} + \\frac{(y-\\mu_y)^2}{2\\sigma_y^2}\\right)\\right)$");

    // Print the plot.
    gPad->Print("root.svg");

}
```

where the text produced within the **ROOT** plot is set to a precision of zero.

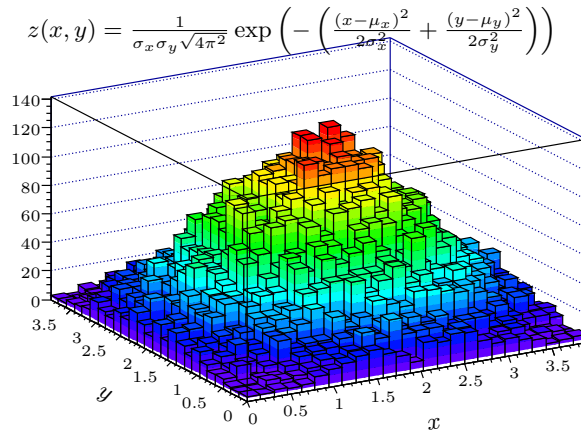


Figure 3: Rendering of a **ROOT** plot—no more *Comic CERNs*

The plot was then included within this document using the following L<sup>A</sup>T<sub>E</sub>X code

```
\begin{figure}
\centering%
\includesvg[%
  inkscapearea=page,height=6cm,pretex=\tiny,convertformat=png%
]{root}%
\caption{Rendering of a \app{ROOT} plot---no more \emph{Comic CERNs}}%
\label{fig:root}%
\end{figure}
```

which includes the graphic as well as the L<sup>A</sup>T<sub>E</sub>X file exported by **Inkscape**, produces the extracted PDF image (`root.pdf`) and converts this to a PNG image (`root.png`) by using **ImageMagick**. Enjoy plots from **ROOT** with natively rendered L<sup>A</sup>T<sub>E</sub>X!

# Part II.

## Implementation

### A. Initialization

The package **svg** requires **scrbase** for options processing, the packages **ifluatex**, **ifpdf** and **ifxetex** for detecting the used L<sup>A</sup>T<sub>E</sub>X engine, **pdftexcmds** for pdfT<sub>E</sub>X primitives when using LuaT<sub>E</sub>X, **shellesc** and **ifplatform** for engine independent access to systems commands and files as well as **graphicx** for the inclusion of PDF files. The usage of packages **xcolor** and **transparent** can be switched of with the corresponding options. Package **svg-extract** only needs package **svg** itself.

```

1 <*base>
2 \RequirePackage{scrbase}[2016/06/14]
3 \RequirePackage{ifxetex}[2010/09/12]
4 \RequirePackage{ifluatex}[2016/05/16]
5 \RequirePackage{ifpdf}[2016/05/14]
6 \RequirePackage{pdftexcmds}[2016/05/21]
7 \RequirePackage{shellesc}[2016/06/07]
8 \RequirePackage{graphicx}[1999/02/16]
9 </base>
10 <*extract>
11 \RequirePackage{svg}[2017/03/27]
12 </extract>

```

With the interface provided by package **scrbase** all options, which can be set either as package options or with `\svgsetup`, as well as the optional parameters for both user commands `\includesvg[<parameters>]{<svg filename>}` and `\includeinkscape[<parameters>]{<graphic filename>}` are defined.

```

13 \DefineFamily{SVG}
14 \DefineFamilyMember{SVG}

```

`\svg@deprecated@key` With version v2.00 the whole user interface was renewed. For reasons of compatibility, outdated options and parameters from version v1.0 are also provided. If an old key was given, a warning is issued and the valid key is used.

```

15 <*base>
16 \newcommand*\svg@deprecated@key[3][svg]{%
17   \PackageWarning{#1}{%
18     The option key ‘#2’ is deprecated.\MessageBreak%
19     It’s recommended to use ‘#3’\MessageBreak%
20     instead%
21   }%
22   \FamilyOptions{SVG}{#3}%
23 }
24 </base>

```

```

\svg@tempa Internal temporary macros.
\svg@tempb
\if@svg@tempswa
25 <*base>
26 \newcommand*\svg@tempa{}
27 \newcommand*\svg@tempb{}
28 \newif\if@svg@tempswa
29 </base>

```

## B. Including SVG files with package *svg*

### B.1. Options

Within the exported L<sup>A</sup>T<sub>E</sub>X files of *Inkscape*, some commands are used out of additional packages. But maybe the user doesn't want to load this packages anyways.

<code>usexcolor (opt.)</code>	Options for preventing packages <b>xcolor</b> and <b>transparent</b> to be loaded.
<code>noxcolor (opt.)</code>	
<code>\if@svg@use@xcolor</code>	30 \newif\if@svg@use@xcolor
	31 \FamilyBoolKey{SVG}{usexcolor}{@svg@use@xcolor}
<code>usetransparent (opt.)</code>	32 \DeclareOption{noxcolor}{\FamilyOptions{SVG}{usexcolor=false}}
<code>nottransparent (opt.)</code>	33 \newif\if@svg@use@transparent
<code>\if@svg@use@transparent</code>	34 \FamilyBoolKey{SVG}{usetransparent}{@svg@use@transparent}
	35 \DeclareOption{nottransparent}{\FamilyOptions{SVG}{usetransparent=false}}

They are only available during the loading process of package *svg*.

```
36 \AtEndOfPackage{%
37   \RelaxFamilyKey{SVG}{usexcolor}%
38   \RelaxFamilyKey{SVG}{usetransparent}%
39   \if@svg@use@xcolor%
40     \RequirePackage{xcolor}[2016/05/11]%
41   \else%
42     \AfterPackage*{xcolor}{%
43       \PackageWarning{svg}{Package 'xcolor' was loaded anyway}%
44     }%
45   \fi%
46   \if@svg@use@transparent%
47     \RequirePackage{transparent}[2016/05/16]%
48   \else%
49     \AfterPackage*{transparent}{%
50       \PackageWarning{svg}{Package 'transparent' was loaded anyway}%
51     }%
52   \fi%
53 }
```

#### B.1.1. The invocation of *Inkscape*

The Application *Inkscape* is used to create includable graphic files in a desired format (PDF/EPS/PS/PNG) out of files in SVG format, whereas the support of L<sup>A</sup>T<sub>E</sub>X can optionally be used.

<code>inkscape (opt.)</code>	The intension of option <i>inkscape</i> is to control the running behaviour of <i>Inkscape</i> . It can
<code>\svg@ink@mode</code>	be switched off at all ( <i>inkscape=false</i> ) or invoked only if necessary ( <i>inkscape=true</i> ) or the command line call can be forced with every L <sup>A</sup> T <sub>E</sub> X run ( <i>inkscape=forced</i> ). Additionally, option <i>inkscape</i> can be used as wrapper for options <i>inkscapeformat</i> , <i>inkscapelatex</i> , <i>inkscapearea</i> and <i>inkscapedpi</i> , which are declared later.

```
54 \newcommand*\svg@ink@mode{}
55 \DefineFamilyKey{SVG}{inkscape}[true]{%
56   \lowercase{\def\svg@tempa{#1}}%
57   \FamilySetNumerical{SVG}{inkscape}{svg@tempa}{%
58     {false}{0},{off}{0},{no}{0},%
59     {true}{1},{on}{1},{yes}{1},{onlynewer}{1},{newer}{1},%
60     {force}{2},{forced}{2},{overwrite}{2},%
```

```

61    {pdf}{3},{eps}{4},{ps}{5},{png}{6},%
62    {drawing}{7},{crop}{7},%
63    {page}{8},{nocrop}{8},%
64    {tex}{9},{latex}{9},{exportlatex}{9},{latexexport}{9},%
65    {notex}{10},{nolatemx}{10},{noexportlatex}{10},{nolatemxexport}{10},%
66    {latexnoexport}{10},{raw}{10},{plain}{10},{simple}{10}%
67  }{\svg@tempa}%
68  \ifx\FamilyKeyState\FamilyKeyStateProcessed%

```

Setting the mode for invoking *Inkscape*...

```

69    \ifnum\svg@tempa<\thr@@\relax%
70    \let\svg@ink@mode\svg@tempa%
71    \else%

```

...and the part as wrapper for different options.

```

72    \ifcase\svg@tempa\relax\or\or\or% pdf
73    \FamilyOptions{SVG}{inkscapeformat=pdf}%
74    \or% eps
75    \FamilyOptions{SVG}{inkscapeformat=eps}%
76    \or% ps
77    \FamilyOptions{SVG}{inkscapeformat=ps}%
78    \or% png
79    \FamilyOptions{SVG}{inkscapeformat=png}%
80    \or% drawing
81    \FamilyOptions{SVG}{inkscapearea=drawing}%
82    \or% page
83    \FamilyOptions{SVG}{inkscapearea=page}%
84    \or% tex
85    \FamilyOptions{SVG}{inkscapectex=true}%
86    \or% notex
87    \FamilyOptions{SVG}{inkscapectex=false}%
88    \fi%
89    \fi%

```

It's also possible to set the option `inkscape dpi` by passing a number followed by `dpi` like `inkscape=300dpi`.

```

90    \else% dpi
91    \def\svg@tempa##1dpi##2\@nil{%
92    \ifstr{##2}{dpi}{\FamilyOptions{SVG}{inkscape dpi=##1}}{%
93    }%
94    \lowercase{\svg@tempa#1dpi\@nil}%

```

In version v1.0 the option `inkscape` was used to set both the executable and options for *Inkscape*. This is taken into account here.

```

95    \ifx\FamilyKeyState\FamilyKeyStateProcessed\else%

```

Splitting executable from options with delimited macros. After calling `\svg@tempa` with the given value, the part for the executable is stored in `\svg@tempa` and the option part—which is recognized by the first - character— in `\svg@tempb`.

```

96    \def\svg@tempa##1-##2\@nil{%
97    \IfArgIsEmpty{##2}{\def\svg@tempb{}}{%
98    \def\svg@tempa##1####1\@nil{\def\svg@tempb{####1}}%
99    \svg@tempa#1\@nil%
100    }%
101    \def\svg@tempa{##1}%

```

```

102 }%
103 \svg@tempa#1-\@nil%
104 \PackageWarning{svg}{%
105   Setting the executable%
106   \ifx\svg@tempb\@empty\else%
107     \space and associated options%
108   \fi%
109   \MessageBreak%
110   for Inkscape should be done with options\MessageBreak%
111   'inkscapeexe=\svg@tempa'%
112   \ifx\svg@tempb\@empty\else%
113     \MessageBreak and 'inkscapeopt=\svg@tempb'%
114   \fi.\MessageBreak%
115   Nevertheless, this was done by now anyway%
116 }%
117 \edef\svg@tempa{%
118   \noexpand\FamilyOptions{SVG}{inkscapeexe=\svg@tempa}%
119   \ifx\svg@tempb\@empty\else%
120     \noexpand\FamilyOptions{SVG}{inkscapeopt=\svg@tempb}%
121   \fi%
122 }%
123 \svg@tempa%
124 \fi%
125 \fi%
126 }

```

on (opt.) Package options which can be used to switch functionality on or off during the loading of  
off (opt.) package **svg**.

```

127 \DeclareOption{on}{\FamilyOptions{SVG}{inkscape=true}}
128 \DeclareOption{off}{\FamilyOptions{SVG}{inkscape=false}}

```

inkscapeformat (opt.) With option **inkscapeformat** the output format of the **Inkscape** export function, which  
\svg@ink@format is called via \ShellEscape, can be configured. It is set to pdf or, if dvi output could be  
detected, to eps during initialization.

```

129 \newcommand*\svg@ink@format{pdf}
130 \ifxetex\else\ifpdf\else
131   \renewcommand*\svg@ink@format{eps}
132 \fi\fi
133 \DefineFamilyKey{SVG}{inkscapeformat}{%
134   \lowercase{\def\svg@tempa{#1}}%
135   \FamilySetNumerical{SVG}{inkscapeformat}{\svg@tempa}{%
136     {pdf}{0},{eps}{1},{ps}{2},{png}{3}}%
137 }{\svg@tempa}%
138 \ifx\FamilyKeyState\FamilyKeyStateProcessed%
139   \ifcase\svg@tempa\relax% latex
140     \renewcommand*\svg@ink@format{pdf}%
141   \or% eps
142     \renewcommand*\svg@ink@format{eps}%
143   \or% ps
144     \renewcommand*\svg@ink@format{ps}%
145   \or% png
146     \renewcommand*\svg@ink@format{png}%
147   \fi%
148 \fi%
149 }

```



<code>inkscapectex (opt.)</code> <code>  latex (opt.)</code> <code>  tex (opt.)</code> <code>  \svg@ink@latex</code>	<p>This options controls whether the <b>Inkscape</b> export will be invoked with or without the generation of a separate L<sup>A</sup>T<sub>E</sub>X file.</p> <pre> 150 \newif\if@svg@ink@latex 151 \FamilyBoolKey{SVG}{inkscapectex}{@svg@ink@latex} 152 \FamilyBoolKey{SVG}{latex}{@svg@ink@latex} 153 \FamilyBoolKey{SVG}{tex}{@svg@ink@latex} </pre>
<code>inkscapearea (opt.)</code> <code>  \svg@ink@area</code>	<p>The exported area for an <b>Inkscape</b> graphic can be set with this option.</p> <pre> 154 \newcommand*\svg@ink@area{} 155 \DefineFamilyKey{SVG}{inkscapearea}{% 156   \FamilySetNumerical{SVG}{inkscapearea}{svg@tempa}{% 157     {drawing}{0},{crop}{0},{% 158       {page}{1},{nocrop}{1}% 159   }{#1}% 160   \ifx\FamilyKeyState\FamilyKeyStateProcessed% 161     \ifcase\svg@tempa\relax% drawing 162       \renewcommand*\svg@ink@area{-D}% 163     \else% page 164       \renewcommand*\svg@ink@area{-C}% 165     \fi% 166   \fi% 167 } </pre>
<code>inkscapedpi (opt.)</code> <code>inkscapedensity (opt.)</code> <code>  \svg@ink@dpi</code>	<p>A density can be chosen, which is used during export with <b>Inkscape</b> for bitmaps and rasterization of filters.</p> <pre> 168 \newcommand*\svg@ink@dpi{} 169 \let\svg@ink@dpi\relax 170 \DefineFamilyKey{SVG}{inkscapedpi}{% 171   \FamilyKeyStateUnknownValue% 172   \svg@ifvalueisrelax{#1}{% 173     \let\svg@ink@dpi\relax% 174     \FamilyKeyStateProcessed% 175   }{% 176     \def\svg@tempa##1dpi##2\@nil{\def\svg@tempa{##1}}% 177     \lowercase{\svg@tempa#1dpi\@nil}% 178     \ifnumber{\svg@tempa}{% 179       \edef\svg@ink@dpi{\svg@tempa}% 180       \FamilyKeyStateProcessed% 181     }{}% 182   }% 183 } 184 \DefineFamilyKey{SVG}{inkscapedensity}{\FamilyOptions{SVG}{inkscapedpi=#1}} </pre>
<code>inkscapeexe (opt.)</code> <code>  \svg@ink@exe</code> <code>inkscapeopt (opt.)</code> <code>  \svg@ink@opt</code>	<p>With these options, the terminal command for invoking <b>Inkscape</b> as well as additional options can be defined.</p> <pre> 185 \newcommand*\svg@ink@exe{inkscape} 186 \DefineFamilyKey{SVG}{inkscapeexe}{% 187   \renewcommand*\svg@ink@exe{#1}% 188   \FamilyKeyStateProcessed% 189 } 190 \newcommand*\svg@ink@opt{} 191 \DefineFamilyKey{SVG}{inkscapeopt}{% 192   \renewcommand*\svg@ink@opt{#1}% 193   \FamilyKeyStateProcessed% 194 } </pre>

### B.1.2. Setting input folder

`svgpath` (opt.) In version v1.0 setting the path to SVG files was done via option. So this method is provided as well.

```
195 \DefineFamilyKey{SVG}{svgpath}{%
196   \PackageWarning{svg}{%
197     The key 'svgpath' is deprecated. It's recommended\MessageBreak%
198     to use '\string\svgpath' instead%
199   }%
200   \ifx\svgpath\@undefined%
201     \AtEndOfPackage{\svgpath{{#1}}}%
202   \else%
203     \svgpath{{#1}}%
204   \fi%
205   \FamilyKeyStateProcessed%
206 }
```

### B.1.3. Setting output folder

`inkscapepath` (opt.) The option `inkscapepath` controls, in which folder the results of the **Inkscape** export will be located. With option `inkscapename` the name of the exported file itself can be changed.

```
inkscapename (opt.)
\svg@out@path
\svg@out@name
\svg@out@base
207 \newcommand*\svg@out@path{}
208 \newcommand*\svg@out@name{\svg@file@name\svg@file@suffix}
209 \newcommand*\svg@out@base{\svg@out@path\svg@out@name.\svg@ink@format}
210 \DefineFamilyKey{SVG}{inkscapepath}{%
211   \FamilySetNumerical{SVG}{inkscapepath}{svg@tempa}{%
212     {svgpath}{0},{svgdir}{0},%
213     {svgsubpath}{1},{svgsubdir}{1},%
214     {basepath}{2},{basedir}{2},{jobpath}{2},{jobdir}{2},%
215     {basesubpath}{3},{basesubdir}{3},{jobsubpath}{3},{jobsubdir}{3}%
216   }{#1}%
217   \ifx\FamilyKeyState\FamilyKeyStateProcessed%
218     \ifcase\svg@tempa\relax% svgpath
219       \renewcommand*\svg@out@path{\svg@file@path}%
220     \or% svgsubpath
221       \renewcommand*\svg@out@path{\svg@file@path svg-inkscape/}%
222     \or% basepath
223       \renewcommand*\svg@out@path{./}%
224     \or% basesubpath
225       \renewcommand*\svg@out@path{./svg-inkscape/}%
226     \fi%
227   \else%
228     \renewcommand*\svg@out@path{#1}%
229     \svg@normalize@path{\svg@out@path}%
230     \FamilyKeyStateProcessed%
231   \fi%
232 }
233 \DefineFamilyKey{SVG}{inkscapename}{%
234   \renewcommand*\svg@out@name{#1\svg@file@suffix}%
235   \FamilyKeyStateProcessed%
236 }
```

### B.1.4. Options for the inclusion of graphics

After the graphic export with *Inkscape*, the inclusion of those graphics can be controlled with the following options.

<code>width</code> (opt.)	These options determine the size of the included graphics. The usage of <code>\relax</code> as value resets the respective option to the default behavior.
<code>\svg@param@width</code>	237 <code>\newcommand*\svg@param@width{\z@}</code>
<code>height</code> (opt.)	238 <code>\DefineFamilyKey{SVG}{width}{%</code>
<code>\svg@param@width</code>	239 <code>\FamilyKeyStateUnknownValue%</code>
<code>scale</code> (opt.)	240 <code>\svg@ifvalueisrelax{#1}{%</code>
<code>\svg@param@scale</code>	241 <code>\renewcommand*\svg@param@width{\z@}%</code>
	242 <code>\FamilyKeyStateProcessed%</code>
	243 <code>}{%</code>
	244 <code>\FamilySetLengthMacro{SVG}{width}{\svg@param@width}{#1}%</code>
	245 <code>\ifdim\svg@param@width&lt;\z@\relax%</code>
	246 <code>\FamilyKeyStateUnknownValue%</code>
	247 <code>\fi%</code>
	248 <code>}%</code>
	249 <code>}</code>
	250 <code>\newcommand*\svg@param@height{\z@}</code>
	251 <code>\DefineFamilyKey{SVG}{height}{%</code>
	252 <code>\FamilyKeyStateUnknownValue%</code>
	253 <code>\svg@ifvalueisrelax{#1}{%</code>
	254 <code>\renewcommand*\svg@param@height{\z@}%</code>
	255 <code>\FamilyKeyStateProcessed%</code>
	256 <code>}{%</code>
	257 <code>\FamilySetLengthMacro{SVG}{height}{\svg@param@height}{#1}%</code>
	258 <code>\ifdim\svg@param@height&lt;\z@\relax%</code>
	259 <code>\FamilyKeyStateUnknownValue%</code>
	260 <code>\fi%</code>
	261 <code>}%</code>
	262 <code>}</code>
	263 <code>\newcommand*\svg@param@scale{1}</code>
	264 <code>\DefineFamilyKey{SVG}{scale}{%</code>
	265 <code>\FamilyKeyStateUnknownValue%</code>
	266 <code>\svg@ifvalueisrelax{#1}{%</code>
	267 <code>\renewcommand*\svg@param@scale{1}%</code>
	268 <code>\FamilyKeyStateProcessed%</code>
	269 <code>}{%</code>
	270 <code>\ifisdimension{#1\p@}{%</code>
	271 <code>\ifdim\dimexpr#1\p@&gt;\z@\relax%</code>
	272 <code>\renewcommand*\svg@param@scale{#1}%</code>
	273 <code>\FamilyKeyStateProcessed%</code>
	274 <code>\fi%</code>
	275 <code>}{}%</code>
	276 <code>}%</code>
	277 <code>}</code>
<code>pretex</code> (opt.)	For executing code right before or after the graphic inclusion, two hooks are defined.
<code>\svg@param@pretex</code>	278 <code>\newcommand*\svg@param@pretex{}</code>
<code>apptex</code> (opt.)	279 <code>\let\svg@param@pretex\relax</code>
<code>\svg@param@apptex</code>	280 <code>\DefineFamilyKey{SVG}{pretex}{%</code>
<code>postex</code> (opt.)	281 <code>\svg@ifvalueisrelax{#1}{%</code>
	282 <code>\let\svg@param@pretex\relax%</code>
	283 <code>}{%</code>

```

284 \def\svg@param@pretex{#1}%
285 }%
286 \FamilyKeyStateProcessed%
287 }
288 \newcommand*\svg@param@apptex{}
289 \let\svg@param@apptex\relax
290 \DefineFamilyKey{SVG}{apptex}{%
291 \svg@ifvalueisrelax{#1}{%
292 \let\svg@param@apptex\relax%
293 }{%
294 \def\svg@param@apptex{#1}%
295 }%
296 \FamilyKeyStateProcessed%
297 }
298 \DefineFamilyKey{SVG}{postex}{%
299 \svg@deprecated@key{postex=#1}{apptex=#1}%
300 }

```

`lastpage` (opt.)

`svg@param@lastpage` (counter)

For **Inkscape** 0.91 a bug concerning the L<sup>A</sup>T<sub>E</sub>X export has been reported (<https://bugs.launchpad.net/ubuntu/+source/inkscape/+bug/1417470>). Sometimes the L<sup>A</sup>T<sub>E</sub>X file created by **Inkscape** tries to include more pages than actually are present in the PDF file. To work around this problem, a patch is provided. For this purpose, the total page number is read from the PDF file.

```

301 \newcounter{svg@param@lastpage}
302 \DefineFamilyKey{SVG}{lastpage}{%
303 \FamilySetNumerical{SVG}{lastpage}{svg@tempa}{%
304 {false}{0},{off}{0},{no}{0},{ignore}{0},%
305 {true}{1},{on}{1},{yes}{1},{auto}{1}%
306 }{#1}%
307 \ifx\FamilyKeyState\FamilyKeyStateProcessed%
308 \ifcase\svg@tempa\relax% false
309 \FamilySetCounter{SVG}{lastpage}{svg@param@lastpage}{\m@ne}%
310 \or% true
311 \FamilySetCounter{SVG}{lastpage}{svg@param@lastpage}{\z@}%
312 \fi%
313 \fi%
314 }

```

`draft` (opt.)

`\if@svg@draft`

The option `draft` has the same effect as the eponymous option of package **graphicx**.

```

315 \newif\if@svg@draft
316 \FamilyBoolKey{SVG}{draft}{@svg@draft}
317 \AtBeginDocument{\if@svg@draft\else\ifGin@draft\@svg@drafttrue\fi\fi}

```

## B.2. Handling path information

Both packages **svg** and **svg-extract** should be able to handle user-defined input and output paths. As there is the possibility for users to provide paths with or without quotes to L<sup>A</sup>T<sub>E</sub>X, this is taken into account.

`\svg@quotes@remove`  
`\svg@quotes@@remove`

These two commands are used to remove all occurring quotes within a string. The only argument passed to `\svg@quotes@remove` is not the string itself but a macro in which a string is stored.

```

318 \newcommand*\svg@quotes@remove[1]{%

```

```

319 \begingroup%
320 \edef\svg@tempa{#1}%
321 \expandafter\svg@quotes@@remove\svg@tempa""\@nil%
322 \edef\svg@tempb{%
323 \endgroup%
324 \noexpand\def\noexpand#1{\unexpanded\expandafter{\svg@tempa}}%
325 }%
326 \svg@tempb%
327 }
328 \newcommand*\svg@quotes@@remove{}
329 \def\svg@quotes@@remove#1"#2"#3\@nil{%
330 \IfArgIsEmpty{#2}{%
331 \edef\svg@tempa{#1}%
332 }{%
333 \svg@quotes@@remove#1#2#3""\@nil%
334 }%
335 }

```

\svg@quotes@check During the treatment of paths, it may be necessary to temporarily remove quotes and, if required, add them again later. For this purpose, the switch \if@svg@quotes@found as well as the commands \svg@quotes@check and \svg@quotes@@check, which controls the switch, are defined. As before, the string is passed in a macro to \svg@quotes@check.

```

336 \newif\if@svg@quotes@found
337 \newcommand*\svg@quotes@check[1]{%
338 \expandafter\svg@quotes@@check#1""\@nil%
339 }
340 \newcommand*\svg@quotes@@check{}
341 \def\svg@quotes@@check#1"#2\@nil{%
342 \IfArgIsEmpty{#2}{\@svg@quotes@foundfalse}{\@svg@quotes@foundtrue}%
343 }

```

\svg@normalize@path If any path is given, a trailing slash is needed. These two macros ensure that this condition is fulfilled in any case, even if this is not considered by the user. As before, a macro containing the path string is passed to \svg@normalize@path.

```

344 \newcommand*\svg@normalize@path[1]{%
345 \begingroup%
346 \edef\svg@tempa{#1}%
347 \svg@quotes@check{\svg@tempa}%
348 \svg@quotes@remove{\svg@tempa}%
349 \ifx\svg@tempa\@empty\relax%
350 \def\svg@tempa{./}%
351 \fi%
352 \expandafter\svg@normalize@@path\svg@tempa//\@nil%
353 \edef\svg@tempb{%
354 \endgroup%
355 \if@svg@quotes@found%
356 \noexpand\def\noexpand#1{"\unexpanded\expandafter{\svg@tempa}}%
357 \else%
358 \noexpand\def\noexpand#1{\unexpanded\expandafter{\svg@tempa}}%
359 \fi%
360 }%
361 \svg@tempb%
362 }
363 \newcommand*\svg@normalize@@path{}
364 \def\svg@normalize@@path#1/#2/\@nil{%
365 \IfArgIsEmpty{#2}{%

```

```

366 \IfArgIsEmpty{#1}{\def\svg@tempa{}}{\def\svg@tempa{#1/}}%
367 }{%
368 \svg@normalize@@path#2/\@nil%
369 \edef\svg@tempa{#1/\unexpanded\expandafter{\svg@tempa}}%
370 }%
371 }

```

`\svg@ifvalueisrelax` For some keys the usage of `\relax` as a value should lead to a special reaction, such as restoring to default behavior or resetting the key. Therefore, `\svg@ifvalueisrelax` checks, whether `\relax` was used as value or not.

```

372 \newcommand*\svg@ifvalueisrelax[1]{%
373 \begingroup%
374 \def\svg@tempa{#1}%
375 \def\svg@tempb{\relax}%
376 \ifx\svg@tempa\svg@tempb\relax%
377 \aftergroup\@firstoftwo%
378 \else%
379 \aftergroup\@secondoftwo%
380 \fi%
381 \endgroup%
382 }

```

`\svg@get@path` The command `\svg@get@path` tries to find a given SVG file. If the searched file wasn't found in the current path, all paths given with `\svgpath` are evaluated. If there was no appropriate file again, all paths given by `\graphicspath` are examined. In the last step, a given path within the second mandatory argument is browsed. The results for file path and name are stored in `\svg@file@path` and `\svg@file@name` as well as the compound of both is saved in `\svg@file@base`.

```

\svg@file@path
\svg@get@path
\if@svg@file@found
\svg@file@path
\svg@file@name
\svg@file@base
\svg@file@suffix
383 \newif\if@svg@file@found
384 \newcommand*\svg@file@path{}
385 \newcommand*\svg@file@name{}
386 \newcommand*\svg@file@base{}
387 \newcommand*\svg@file@suffix{}
388 \newcommand*\svg@get@path[3][svg]{%
389 \begingroup%

```

A maybe given, unneeded file extension is removed.

```

390 \edef\svg@tempa{#2}%
391 \svg@quotes@check{\svg@tempa}%
392 \svg@quotes@remove{\svg@tempa}%
393 \expandafter\svg@filename@parse\expandafter{\svg@tempa}%
394 \IfArgIsEmpty{#1}{%
395 \edef\svg@tempa{\filename@area\filename@base.\filename@ext}%
396 }{%
397 \edef\svg@tempa{\filename@area\filename@base.#1}%
398 }%
399 \if@svg@quotes@found%
400 \edef\svg@tempa{"\svg@tempa"}%
401 \fi%

```

If `\svgpath` was used, it is searched first. If nothing was found, `\graphicspath` is considered if defined followed by a path given in the third argument. If nothing was found yet, the standard `\input@path` is searched last.

```

402 \@svg@file@foundfalse%

```



```

403 \let\input@path\svg@path%
404 \svg@get@@path{\svg@tempa}%
405 \if@svg@file@found\else%
406 \ifx\Ginput@path\@undefined\else%
407 \let\input@path\Ginput@path%
408 \svg@get@@path{\svg@tempa}%
409 \fi%
410 \fi%
411 \IfArgIsEmpty{#3}{-}{%
412 \if@svg@file@found\else%
413 \ifx#3\@undefined\else%
414 \edef\svg@tempb{#3}%
415 \let\input@path\svg@tempb%
416 \svg@get@@path{\svg@tempa}%
417 \fi%
418 \fi%
419 }%
420 \edef\svg@tempa{%
421 \endgroup%
422 \if@svg@file@found%
423 \noexpand\@svg@file@foundtrue%
424 \noexpand\def\noexpand\svg@file@path{\filename@area}%
425 \noexpand\def\noexpand\svg@file@name{\filename@base}%
426 \noexpand\def\noexpand\svg@file@base{\filename@area\filename@base}%
427 \else%
428 \noexpand\@svg@file@foundfalse%
429 \noexpand\def\noexpand\svg@file@path{}%
430 \noexpand\def\noexpand\svg@file@name{#2}%
431 \noexpand\def\noexpand\svg@file@base{#2}%
432 \fi%
433 }%
434 \svg@tempa%
435 }

```

The macro `\svg@get@@path` does the actual search job.

```

436 \newcommand*\svg@get@@path[1]{%
437 % The specified file is searched with \cs{IfFileExists}. If the file search was
438 % succesful, the macro \cs{svg@filename@parse} is called with the result.
439 % \begin{macrocode}
440 \expandafter\IfFileExists\expandafter{#1}{%
441 \@svg@file@foundtrue%
442 \expandafter\svg@filename@parse\expandafter{\@filef@und}%
443 }{}%
444 }

```

`\svg@filename@parse` As the internal L<sup>A</sup>T<sub>E</sub>X 2<sub>ε</sub> command `\filename@parse` is not able to split a given file name containing quotes, `\svg@filename@parse` is defined to resolve this problem.

```

445 \newcommand*\svg@filename@parse[1]{%
446 \begingroup%
447 \def\svg@tempa##1{%
448 \def\svg@tempb####1####2\@nil{%
449 \ifstr{####1}{"}{\def\svg@tempb{####2}}{\def\svg@tempb{####1####2}}%
450 }%
451 \expandafter\svg@tempb##1\@nil%
452 \edef##1{\svg@tempb}%
453 }%

```

The given path and file is parsed with `\filename@parse`. If an extension was found, it is appended to the file name for a second parsing run.

```

454 \filename@parse{#1}%
455 \ifx\filename@ext\relax\else%
456 \edef\filename@base{\filename@base.\filename@ext}%
457 \fi%

```

If there are quotes in the file path, the closing one will be found as first character in `\filename@base` as `\filename@area` is splitted at the last slash. This leading quote is removed from `\filename@base` with `\svg@tempa`.

```

458 \svg@quotes@check{\filename@area}%
459 \if@svg@quotes@found%
460 \svg@quotes@remove{\filename@area}%
461 \edef\filename@area{"\filename@area"}%
462 \svg@tempa{\filename@base}%
463 \fi%

```

Before the second call of `\filename@parse` remaining quotes are removed and the path in `\filename@area` is temporary stored in `\svg@tempa`.

```

464 \svg@quotes@check{\filename@base}%
465 \if@svg@quotes@found%
466 \svg@quotes@remove{\filename@base}%
467 \fi%
468 \let\svg@tempa\filename@area%
469 \expandafter\filename@parse\expandafter{\filename@base}%
470 \let\filename@area\svg@tempa%
471 \if@svg@quotes@found%
472 \edef\filename@base{"\filename@base"}%
473 \fi%

```

With `\svg@tempa` the group is closed and the results are saved in the macros `\filename@...`

```

474 \edef\svg@tempa{%
475 \noexpand\endgroup%
476 \noexpand\def\noexpand\filename@area{\filename@area}%
477 \noexpand\def\noexpand\filename@base{\filename@base}%
478 \ifx\filename@ext\relax%
479 \noexpand\let\noexpand\filename@ext\noexpand\relax%
480 \else%
481 \noexpand\def\noexpand\filename@ext{\filename@ext}%
482 \fi%
483 }%
484 \svg@tempa%
485 }

```

`\svg@file@missing` The error message, which is raised, if a file is missing either after the export with **Inkscape** or in general.

```

486 \newcommand*\svg@file@missing[3][]{%
487 \begin{group}%
488 \edef\svg@tempa{#2}%
489 \expandafter\svg@filename@parse\expandafter{\svg@tempa}%
490 \svg@quotes@remove{\filename@area}%
491 \svg@quotes@remove{\filename@base}%
492 \ifx\filename@ext\relax\else%
493 \svg@quotes@remove{\filename@ext}%

```

```

494 \fi%
495 \IfArgIsEmpty{#1}{%
496 \def\svg@tempa{%
497 Did you run the export with Inkscape? There's no file\MessageBreak%
498 '\filename@area\filename@base.\filename@ext'%
499 }%
500 }{%
501 \edef\filename@ext{#1}%
502 \edef\svg@tempb{#3}%
503 \ifstr{\svg@tempb}{.}{\let\svg@tempb\@empty}{}%
504 \ifstr{\filename@area}{.}{\let\filename@area\@empty}{}%
505 \def\svg@tempa{%
506 There's no file '\filename@base.\filename@ext'\MessageBreak%
507 \ifx\filename@area\@empty%
508 neither in the current directory nor\MessageBreak%
509 any other searched path given by\MessageBreak%
510 \string\svgpath%
511 \ifx\svg@path\@undefined\space\else%
512 \space(\svg@path)\MessageBreak%
513 \fi%
514 or \string\graphicspath%
515 \ifx\Ginput@path\@undefined\else%
516 \space(\Ginput@path)%
517 \fi%
518 \ifx\svg@tempb\@empty\else%
519 \MessageBreak or even 'inkscapepath' ('\svg@tempb')%
520 \fi.%
521 \else%
522 in folder '\filename@area'.%
523 \fi%
524 }%
525 }%
526 \PackageError{svg}{%
527 File '\filename@base.\filename@ext' is missing%
528 }\svg@tempa}%
529 \endgroup%
530 }

```

`\svg@iffilenewer` The macro `\svg@iffilenewer` is used to decide, whether the export with **Inkscape** is necessary due to an updated SVG file. This can only be done, if `\pdf@filemoddate` is defined. Unfortunately this functionality isn't provided by XeTeX.

```

531 \ifx\pdf@filemoddate\@undefined
532 \newcommand*\svg@iffilenewer[2]{\@gobbletwo}
533 \else
534 \newcommand*\svg@iffilenewer[2]{%
535 \begingroup%
536 \edef\svg@tempa{\pdf@filemoddate{#1}}%
537 \edef\svg@tempb{\pdf@filemoddate{#2}}%
538 \ifnum\pdf@stricmp{\svg@tempa}{\svg@tempb}>\z@ \relax%
539 \aftergroup\@firstoftwo%
540 \else%
541 \aftergroup\@secondoftwo%
542 \fi%
543 \endgroup%
544 }
545 \fi

```

### B.3. Optional Parameters for user commands

`\svg@local@param@set` Most of the package options can also be used as optional parameters for `\includesvg` or  
`\svg@local@param@use` `\includeinkscape`. Some of them are overloaded for the usage as optional argument and  
`\svg@local@param@def` there are some keys, which *only* can be used as optional parameters. This is realized in such a  
way that `\svg@local@param@use` is extended with `\svg@local@param@def` by the definition  
of local keys during the loading of package **svg**.

```
546 \newcommand*\svg@local@param@set[1]{%  
547   \svg@local@param@use%  
548   \FamilyOptions{SVG}{#1}%
```

As `\svg@local@param@set` is always used in a local group, it is possible to set `inkscapelatex` to `false`, if the output format was set to `png` with option `inkscapeformat`.

```
549   \ifstr{\svg@ink@format}{png}{\FamilyOptions{SVG}{inkscapelatex=false}}{}%  
550 }  
551 \newcommand*\svg@local@param@use{}  
552 \newcommand*\svg@local@param@def[1]{%  
553   \edef\svg@local@param@use{%  
554     \unexpanded\expandafter{\svg@local@param@use}\unexpanded{#1}%  
555   }%  
556 }  
557 \DefineFamilyMember[.param]{SVG}
```

### B.4. User commands

`\svgsetup` The macro `\svgsetup` can be used to change options after loading the package **svg** both in  
`\setsvg` preamble and the document body. For compatibility reasons, `\setsvg` is also defined.

```
558 \newcommand*\svgsetup{\FamilyOptions{SVG}}  
559 \newcommand*\setsvg{\FamilyOptions{SVG}}
```

`\svgpath` With `\svgpath` the user can give several root paths to SVG files in the same way as  
`\svg@path` `\graphicspath` is used. The only difference is that a missing slash is added at the end of the  
path, if needed.

```
560 \newcommand*\svg@path{}  
561 \let\svg@path\input@path  
562 \newcommand*\svgpath[1]{%  
563   \def\svg@tempb{}%  
564   \@tfor\svg@tempa:=#1\do{%  
565     \ifx\svg@tempa\@empty\else%  
566       \svg@normalize@path{\svg@tempa}%  
567       \edef\svg@tempb{\svg@tempb\svg@tempa}%  
568     \fi%  
569   }%  
570   \ifx\svg@tempb\@empty\else%  
571     \let\svg@path\svg@tempb%  
572   \fi%  
573 }
```

`\includesvg` For the inclusion of SVG files the command `\includesvg` is defined.

```
574 \newcommand*\includesvg[2][]{%  
575   \begingroup%
```

Checking for deprecated commands `\svgwidth` and `\svgscale`.

```
576      \svg@deprecated@param%
```

`inkscape` (param.) Most of the optional parameters have the same effect as the identically named options. Only parameter `lastpage` is extended (see below). Moreover, there are some additional parameters, which can only be used as optional argument for `\includesvg` (`angle` and `origin`) but not as an option. Now all parameters are set in local context (within a group).

```
inkscapearea (param.)
inkscapedpi (param.)
inkscapeopt (param.) 577      \svg@local@param@set{#1}%
```

```
width (param.)
```

The file suffix used by both packages **svg** and **svg-extract**.

```
scale (param.) 578      \if@svg@ink@latex%
```

```
pretex (param.) 579      \def\svg@file@suffix{_svg-tex}%
```

```
apptex (param.) 580      \else%
```

```
draft (param.) 581      \def\svg@file@suffix{_svg-raw}%
```

```
extract (param.) 582      \fi%
```

```
extractpreamble (param.) 583      \@onelevel@sanitize\svg@file@suffix%
```

```
extractformat (param.)
```

```
extractwidth (param.)
```

Searching all given paths for the relevant SVG file.

```
extractheight (param.) 584      \svg@get@path{#2}{}%
```

```
extractscale (param.) 585      \if@svg@file@found%
```

```
extractpretex (param.)
```

Running the export with **Inkscape** (if necessary) and checking the required files for graphic inclusion.

```
extractruns (param.)
```

```
latexopt (param.) 586      \svg@ink@run%
```

```
convert (param.) 587      \IfFileExists{\svg@out@base}{}%
```

```
convertformat (param.) 588      \@svg@file@foundfalse%
```

```
convertdpi (param.) 589      \svg@file@missing{\svg@out@base}{}%
```

```
magicksetting (param.) 590      }%
```

```
magickoperator (param.) 591      \if@svg@ink@latex%
```

```
gsopt (param.) 592      \IfFileExists{\svg@out@base_tex}{}%
```

```
gsdevice (param.) 593      \@svg@file@foundfalse%
```

```
clean (param.) 594      \svg@file@missing{\svg@out@base_tex}{}%
```

```
exclude (param.) 595      }%
```

```
596      \fi%
```

Include the resulting graphic file and maybe extract independent files.

```
597      \if@svg@file@found%
```

```
598      \svg@input{\svg@out@base}%
```

```
599      \svg@extract{\svg@out@base}%
```

```
600      \fi%
```

```
601      \else%
```

Raise an error, if the requested SVG file wasn't found.

```
602      \svg@file@missing[svg]{\svg@file@base}{}%
```

```
603      \fi%
```

```
604      \endgroup%
```

```
605 }
```

`lastpage` (param.) In addition to the automatic finding of the last page, which is included, it can also be given directly as parameter.

```
606 \svg@local@param@def{%
607   \FamilyCounterKey[.param]{SVG}{lastpage}{svg@param@lastpage}%
608 }
```

`angle` (param.) The parameters `angle` and `origin` are defined as pendants to the keys provided by `origin` (param.) `\includegraphics`.

```
609 \newcommand*\svg@param@angle{0}
610 \svg@local@param@def{%
611   \DefineFamilyKey[.param]{SVG}{angle}{%
612     \renewcommand*\svg@param@angle{#1}%
613     \FamilyKeyStateProcessed%
614   }%
615 }
616 \newcommand*\svg@param@origin{c}
617 \svg@local@param@def{%
618   \DefineFamilyKey[.param]{SVG}{origin}[c]{%
619     \renewcommand*\svg@param@origin{#1}%
620     \FamilyKeyStateProcessed%
621   }%
622 }
```

`\includeinkscape` The command `\includeinkscape` can be used for including the export results of *Inkscape*, if this part of the job was done in another way.

```
623 \newcommand*\includeinkscape[2][{}]{%
624   \begin{group}
```

Checking for deprecated commands `\svgwidth` and `\svgscale`.

```
625   \svg@deprecated@param%
```

The given file extension is examined, where a known extension overwrites the current setting for `inkscapeformat`. If there's a suffix `_tex`, the option `inkscapelatex` is set to `true` by default.

```
626   \filename@parse{#2}%
627   \ifx\filename@ext\relax\else%
628     \svg@quotes@remove{\filename@ext}%
629     \expandafter\lowercase\expandafter{%
630       \expandafter\def\expandafter\filename@ext\expandafter{\filename@ext}%
631     }%
632     \let\svg@tempb\filename@ext%
633     \def\svg@tempa##1_tex##2\@nil{\def\svg@tempb{##1}}%
634     \expandafter\svg@tempa\svg@tempb_tex\@nil%
635     \@for\svg@tempa:={pdf,eps,ps,png}\do{%
636       \ifstr{\svg@tempb}{\svg@tempa}{%
637         \edef\svg@tempa{%
638           \noexpand\FamilyOptions{SVG}{inkscapeformat=\svg@tempb}%
639         }%
640         \svg@tempa%
641       }{}%
642     }%
643     \ifstr{\filename@ext}{\svg@ink@format_tex}{%
644       \FamilyOptions{SVG}{inkscapelatex=true}%
645     }{}%
```



inkscapeformat (param.) All parameters which are supported by \includesvg can also be used with \includeinkscape even if some of them—more precisely those that control the export with **Inkscape**—don't have an effect at all. Nevertheless, they are set right now in local context (within a group).

inkscapelatex (param.)

width (param.)

height (param.)

scale (param.) 647 \svg@local@param@set{#1}%

pretex (param.)

apptex (param.) Searching all given paths for the relevant PDF/EPS file.

draft (param.)

lastpage (param.) 648 \expandafter\svg@get@path\expandafter[\svg@ink@format]{#2}{\svg@out@path}%

angle (param.) 649 \if@svg@file@found%

origin (param.) Checking the required files for graphic inclusion.

extract (param.)

extractpreamble (param.) 650 \edef\svg@out@name{\svg@file@name}%

extractformat (param.) 651 \edef\svg@out@base{\svg@file@path\svg@file@name.\svg@ink@format}%

extractwidth (param.) 652 \if@svg@ink@latex%

extractheight (param.) 653 \IfFileExists{\svg@out@base\_tex}{%}{%

extractscale (param.) 654 \@svg@file@foundfalse%

extractpretex (param.) 655 \svg@file@missing{\svg@out@base\_tex}{%}{%

extractapptex (param.) 656 }%

extractruns (param.) 657 \fi%

latexopt (param.) Include the resulting graphic file and maybe extract independent files.

convert (param.) 658 \if@svg@file@found%

convertformat (param.) 659 \svg@input{\svg@out@base}%

convertdpi (param.) 660 \svg@extract{\svg@out@base}%

magicksetting (param.) 661 \fi%

magickoperator (param.) 662 \else%

gsopt (param.)

gsdevice (param.)

clean (param.) 663 \svg@file@missing[\svg@ink@format]{\svg@file@base}{\svg@out@path}%

exclude (param.) 664 \fi%

665 \endgroup%

666 }

Raise an error, if the requested PDF/EPS file wasn't found.

## B.5. Auxiliary macros

\svg@deprecated@param This macro checks, if \svgwidth or \svgscale are defined. In this case, the given values are passed to the correlating parameters and a warning is raised.

```

667 \newcommand*\svg@deprecated@param{%
668   \@svg@tempswafalse%
669   \ifx\svgwidth\@undefined\else%
670     \edef\svg@tempa{\noexpand\FamilyOptions{SVG}{width=\svgwidth}}%
671     \svg@tempa%
672     \@svg@tempswatrue%
673   \fi%
674   \ifx\svgscale\@undefined\else%
675     \edef\svg@tempa{\noexpand\FamilyOptions{SVG}{scale=\svgscale}}%
676     \svg@tempa%
677     \@svg@tempswatrue%
678   \fi%
679   \if@svg@tempswa%
680     \PackageWarning{svg}{%

```

```

681     You should specify the image size with parameters\MessageBreak%
682     ‘width’ and ‘height’ or ‘scale’ instead of using\MessageBreak%
683     ‘\string\svgscale’ or ‘\string\svgwidth’%
684 }%
685 \let\svgwidth\@undefined%
686 \let\svgscale\@undefined%
687 \fi%
688 }

```

\svg@ink@run The command, which performs the call of *Inkscape* via \ShellEscape.  
 \if@svg@ink@run

```

689 \newif\if@svg@ink@run
690 \newcommand*\svg@ink@run{%
691   \ifnum\svg@ink@mode>\z@\relax%
692     \beginingroup%

```

If the mode for *inkscape* was set to forced, *Inkscape* will be called in any case. Otherwise, some checks are performed to detect, if a run of *Inkscape* is actually necessary.

```

693   \@svg@ink@runtrue%
694   \ifnum\svg@ink@mode=\tw@\relax\else%

```

This is the case when the SVG file is newer than the corresponding exported file, or if the latter isn't present at all.

```

695   \svg@iffilenewer{\svg@file@base.svg}{\svg@out@base}{}%
696   \@svg@ink@runfalse%
697   }%

```

The same is true, when the associated L<sup>A</sup>T<sub>E</sub>X file is missing. But when this file already exists, maybe the user did some changes to this file. In this case, overwriting this file is maybe not intended.

```

698   \if@svg@ink@latex%
699   \IfFileExists{\svg@out@base_tex}{%
700     \ifnum\pdf@shellescape=\@one\relax\if@svg@ink@run%
701       \svg@iffilenewer{\svg@out@base_tex}{\svg@out@base}{%
702         \@svg@ink@runfalse%
703         \edef\svg@tempa{\svg@out@base}%
704         \svg@quotes@remove{\svg@tempa}%
705         \PackageWarning{svg}{%
706           Since the encountered filedate of file\MessageBreak%
707           ‘\svg@tempa_tex’ is newer than \MessageBreak%
708           ‘\svg@tempa’ it's supposed that\MessageBreak%
709           you customized this file. To avoid an accidental\MessageBreak%
710           overwriting of this file, the Inkscape export\MessageBreak%
711           won't be done. If you want to overwrite the\MessageBreak%
712           existing file please choose the parameter\MessageBreak%
713           ‘inkscape=force’%
714         }%
715       }{}%
716     \fi\fi%
717   }{\@svg@ink@runtrue}%
718   \fi%
719   \fi%

```

If all checks were positive, the export with *Inkscape* can be done in case `--shell-escape` is enabled.

```

720      \if@svg@ink@run%
721      \ifnum\pdf@shellescape=\@one\relax%

```

For exporting PNG files, the used density is set to 300dpi, if no value was given.

```

722      \ifx\svg@ink@dpi\relax%
723      \ifstr{\svg@ink@format}{png}{%
724      \FamilyOptions{SVG}{inkscape=300}%
725      }{%
726      \fi%
727      \PackageInfo{svg}{%
728      Calling Inkscape%
729      \ifx\svg@ink@opt\empty\else%
730      \space with added options '\svg@ink@opt'%
731      \fi%
732      }%

```

Executing **Inkscape** on command line. Afterwards, the export results are moved into the given output path.

```

733      \edef\svg@tempa{\svg@file@base}%
734      \edef\svg@tempb{\svg@out@name}%
735      \svg@quotes@remove{\svg@tempa}%
736      \svg@quotes@remove{\svg@tempb}%
737      \ShellEscape{\svg@ink@cmd{\svg@tempa}{\svg@tempb}}%
738      \IfFileExists{\svg@out@name.\svg@ink@format}{%
739      \edef\svg@tempb{\svg@tempb.\svg@ink@format}%
740      \svg@quotes@remove{\svg@out@base}%
741      \svg@shell@mkdir{\svg@out@path}%
742      \svg@shell@move{\svg@tempb}{\svg@out@base}%
743      \if@svg@ink@latex%
744      \svg@shell@move{\svg@tempb_tex}{\svg@out@base_tex}%
745      \fi%
746      }{%
747      \PackageWarning{svg}{%
748      The export with Inkscape failed for file\MessageBreak%
749      '\svg@tempa.svg'\MessageBreak%
750      Troubleshooting: Please check in the log file how\MessageBreak%
751      the invocation of Inkscape took place and try to\MessageBreak%
752      execute it yourself in the terminal%
753      }%
754      }%

```

If `--shell-escape` wasn't enabled, a warning is issued.

```

755      \else%
756      \edef\svg@tempa{\svg@file@base}%
757      \svg@quotes@remove{\svg@tempa}%
758      \PackageWarning{svg}{%
759      You didn't enable 'shell escape' (or 'write18')\MessageBreak%
760      so it wasn't possible to launch the Inkscape export\MessageBreak%
761      for '\svg@tempa.svg'%
762      }%
763      \fi%
764      \fi%
765      \endgroup%
766      \fi%
767      }

```

`\svg@ink@cmd` The actual call of **Inkscape** at command line.

```

768 \newcommand*\svg@ink@cmd[2]{%
769   \svg@ink@exe\space-z\space\svg@ink@area\space%
770   \ifx\svg@ink@dpi\relax\else--export-dpi=\svg@ink@dpi\space\fi%
771   \if\svg@ink@latex--export-latex\space\fi%
772   \svg@ink@opt\space%
773   --file="#1.svg"\space%
774   --export-\svg@ink@format="#2.\svg@ink@format"\space%
775 }
```

`\svg@get@lastpage` This macro is used to circumvent the multiple pages bug for PDF files of **Inkscape** 0.91, when the the  $\text{\LaTeX}$  export was enabled. For this purpose, the total page number is read from the PDF file.

```

776 \newcommand*\svg@get@lastpage[1]{%
777   \ifstr{\svg@ink@format}{pdf}{%
778     \begingroup%
779     \@tempcnta=\m@ne\relax%
780     \ifx\XeTeXpdfpagecount\@undefined%
781       \ifpdf%
782         \ifx\pdfximage\@undefined%
783           \ifx\saveimageresource\@undefined\else%
784             \saveimageresource{#1}%
785             \@tempcnta=\lastsavedimageresourcepages\relax%
786           \fi%
787         \else%
788           \pdfximage{#1}%
789           \@tempcnta=\pdflastximagepages\relax%
790         \fi%
791       \fi%
792     \else%
793       \@tempcnta=\XeTeXpdfpagecount#1\relax%
794     \fi%
795     \ifnum\@tempcnta=\m@ne\relax%
796       \PackageWarning{svg}{%
797         It wasn't possible to detect the last page\MessageBreak%
798         of '#1'%
799       }%
800     \else%
801       \PackageInfo{svg}{Last page of '#1' is \the\@tempcnta}%
802     \fi%
803     \edef\svg@tempa{%
804       \noexpand\endgroup%
805       \noexpand\FamilyOptions{SVG}{lastpage=\the\@tempcnta}%
806     }%
807     \svg@tempa%
808   }{}%
809 }
```

`\svg@wrn@scale` The option `scale` respectively the parameter `scale` is only considered if the size was not specified.

```

810 \newcommand*\svg@wrn@scale{%
811   \ifdim\dimexpr\svg@param@scale\p@\relax=\p@\relax\else%
812     \svg@tempswafalse%
813   \ifdim\svg@param@width>\z@\relax%
814     \svg@tempswatrue%
```

```

815 \fi%
816 \ifdim\svg@param@height>\z@\relax%
817 \@svg@tempwattrue%
818 \fi%
819 \if@svg@tempswa%
820 \PackageWarning{svg}{%
821 The parameter 'scale' is only considered if neither\MessageBreak%
822 'width' nor 'height' are specified%
823 }%
824 \fi%
825 \fi%
826 }

```

`\svg@input` With `\svg@@input` the export results of **Inkscape** are included. The macro `\svg@input` is defined in order to realize the option `exclude` for package **svg-extract**.

```

827 \newcommand*\svg@input{\svg@@input}
828 \newcommand*\svg@@input[2][]{%
829 \IfArgIsEmpty{#1}{\svg@local@param@set{#1}}%
830 \if@svg@draft%
831 \@svg@ink@latexfalse%
832 \fi%

```

If the export with **Inkscape** was done with L<sup>A</sup>T<sub>E</sub>X support enabled, the corresponding file will be used together with `\input`. The necessary patches to environment `picture` as well as command `\includegraphics` are made beforehand with `\svg@patches`.

```

833 \edef\svg@tempa{#2}%
834 \if@svg@ink@latex%
835 \svg@patches{\svg@tempa}%
836 \ifnum\value{svg@param@lastpage}=\z@\relax%
837 \expandafter\svg@get@lastpage\expandafter{\svg@tempa}%
838 \fi%
839 \edef\svg@tempa{%
840 \ifx\svg@param@pretex\relax\else%
841 \noexpand\svg@param@pretex%
842 \fi%
843 \noexpand\input{\svg@tempa_tex}%
844 \ifx\svg@param@apptex\relax\else%
845 \noexpand\svg@param@apptex%
846 \fi%
847 }%

```

If a rotation angle was given, the input is done within `\rotatebox`.

```

848 \ifdim\dimexpr\svg@param@angle\p@\relax=\z@\relax%
849 \svg@tempa%
850 \else%
851 \edef\svg@tempb{origin=\svg@param@origin}%
852 \expandafter\rotatebox\expandafter[\svg@tempb]{\svg@param@angle}{%
853 \svg@tempa%
854 }%
855 \fi%
856 \else%

```

If the export with **Inkscape** was done without L<sup>A</sup>T<sub>E</sub>X support, the resulting graphic file will be included with `\includegraphics`.

```

857 \svg@wrn@scale%

```

```

858 \edef\svg@tempb{keepaspectratio,scale=\svg@param@scale}%
859 \ifdim\svg@param@height>\z@\relax%
860 \edef\svg@tempb{\svg@tempb,height=\svg@param@height}%
861 \fi%
862 \ifdim\svg@param@width>\z@\relax%
863 \edef\svg@tempb{\svg@tempb,width=\svg@param@width}%
864 \fi%
865 \ifdim\dimexpr\svg@param@angle\p@\relax=\z@\relax\else%
866 \edef\svg@tempb{%
867 \svg@tempb,origin=\svg@param@origin,angle=\svg@param@angle%
868 }%
869 \fi%
870 \if@svg@draft%
871 \edef\svg@tempb{\svg@tempb,draft}%
872 \else%
873 \edef\svg@tempb{\svg@tempb,draft=false}%
874 \fi%
875 \expandafter\includegraphics\expandafter[\svg@tempb]{\svg@tempa}%
876 \fi%
877 }

```

## B.6. Patches

`\svg@patches` For including the export results from *Inkscape* with L<sup>A</sup>T<sub>E</sub>X support enabled, there are some patches necessary for environment `picture` and `\includegraphics`. Those patches are done with `\svg@patches`.

```

878 \newcommand*\svg@patches[1]{%
879 \let\svg@picture@saved\picture%
880 \let\picture\svg@picture@patched%
881 \let\svg@includegraphics@saved\includegraphics%
882 \let\includegraphics\svg@includegraphics@patched%
883 \edef\svg@includegraphics@file{#1}%
884 }

```

`\svg@picture@saved` In order to provide the possibility specify the desired width of a graphic, the appropriate  
`\svg@pictur@patched` `\unitlength` is calculated at the beginning of the `picture` environment.

```

885 \newcommand*\svg@picture@saved{}
886 \newcommand*\svg@picture@patched{}
887 \newcommand*\svg@pictur@patched{}
888 \long\def\svg@picture@patched#1{\svg@pictur@patched@#1}
889 \def\svg@pictur@patched@(#1,#2){%
890 \svg@wrn@scale%

```

If a desired height is present, the resulting `\unitlength` is calculated with the ratio of the coordinates of the `picture` environment given as arguments for x- and y-direction by using `\Gscale@div`. With this factor, `\unitlength`—which is connected to the x-coordinate—can be scaled in a suitable manner.

```

891 \ifdim\svg@param@height>\z@\relax%
892 \Gscale@div\svg@tempa{#1\p@}{#2\p@}%
893 \setlength\unitlength{\svg@param@height}%
894 \setlength\unitlength{\svg@tempa\unitlength}%
895 \ifdim\svg@param@width>\z@\relax%
896 \ifdim\unitlength>\svg@param@width\relax%
897 \setlength\unitlength{\svg@param@width}%

```

```

898     \fi%
899     \fi%
900     \else%

```

If no height is given, `\unitlength` can be set easily.

```

901     \ifdim\svg@param@width>\z@\relax%
902         \setlength\unitlength{\svg@param@width}%
903     \else%
904         \setlength\unitlength{\svg@param@scale\unitlength}%
905     \fi%
906     \fi%

```

After setting `\unitlength`, the `picture` environment can be called with its original definition.

```

907     \svg@picture@saved(#1,#2)%
908 }

```

```

\svg@includegraphics@saved
\svg@includegraphics@patched
\svg@includegraphics@file

```

The patch to `\includegraphics` is meant to dissolve the *Inkscape* bug concerning the inclusion of more PDF pages than actually are existing.

The given optional parameters to `\includegraphics` are processed and the counter `svg@param@currpage` is set to the value of a given `page`. The value of parameter `width` is ignored.

```

909 \DefineFamily{SVGpatch}
910 \DefineFamilyMember{SVGpatch}
911 \newcounter{svg@param@currpage}
912 \setcounter{svg@param@currpage}{\m@ne}
913 \FamilyCounterKey{SVGpatch}{page}{svg@param@currpage}
914 \DefineFamilyKey{SVGpatch}{width}{\FamilyKeyStateProcessed}
915 \newcommand*\svg@includegraphics@file{}
916 \newcommand*\svg@includegraphics@saved{}
917 \newcommand*\svg@includegraphics@patched[2][]{%
918     \FamilyOptions{SVGpatch}{#1}%

```

If option `lastpage` was set to `false`, each page is included—even if it doesn't exist, which may cause errors.

```

919     \ifnum\value{svg@param@lastpage}<\z@\relax%
920         \FamilySetCounter{SVGpatch}{page}{svg@param@currpage}{%
921             \the\value{svg@param@lastpage}%
922         }%
923     \fi%

```

Pages are only included, if counter `svg@param@lastpage` is smaller than `svg@param@currpage`, where `svg@param@lastpage` was either given as a number with parameter `lastpage` or was automatically calculated with `\svg@get@lastpage`.

```

924     \ifnum\value{svg@param@currpage}>\value{svg@param@lastpage}\relax\else%

```

A page is included with the original definition of `\includegraphics`. All optional parameters are passed.

```

925     \svg@includegraphics@saved[#{1}]{\svg@includegraphics@file}%
926     \fi%
927 }

```

## C. Extracting independent graphic files with package `svg-extract`

### C.1. Options

For package `svg-extract` the user interface is extended. The following options can either be set with `\svgsetup` or be used as local optional parameters for `\includesvg` and `\includeinkscape`.

`\svg@dummy@key` If package `svg-extract` wasn't loaded, the following options are defined for package `svg` in order to raise a warning message. Primarily this is done for compatibility reasons.

```
928 (*base)
929 \DefineFamilyMember[.dummy]{SVG}
930 \newcommand*\svg@dummy@key[2][]{%
931   \@ifpackageloaded{svg-extract}{}{%
932     \IfArgIsEmpty{#1}{%
933       \DefineFamilyKey[.dummy]{SVG}{#2}{%
934         \PackageWarning{svg}{%
935           The option key '#2' can only\MessageBreak%
936           be used with package 'svg-extract', but\MessageBreak%
937           you didn't load it%
938         }%
939       \FamilyKeyStateProcessed%
940     }%
941   }{%
942     \DefineFamilyKey[.dummy]{SVG}{#2}[{#1}]{%
943       \PackageWarning{svg}{%
944         The option key '#2' can only\MessageBreak%
945         be used with package 'svg-extract', but\MessageBreak%
946         you didn't load it%
947       }%
948       \FamilyKeyStateProcessed%
949     }%
950   }%
951 }
```

Before package `svg-extract` the given key #2 of family member `.dummy` is relaxed.

```
951   \AfterPackage{svg-extract}{\RelaxFamilyKey[.dummy]{SVG}{#2}}%
952 }%
953 }
954 \end{base}
```

#### C.1.1. Controlling the extract process

`extract` (opt.) With option `extract` it can be controlled, if the extraction of independent graphic files should be done.

```
955 (*base)
956 \svg@dummy@key[true]{extract}
957 \end{base}
958 (*extract)
959 \newif\if@svgx@run
960 \DefineFamilyKey{SVG}{extract}[true]{%
961   \lowercase{\def\svg@tempa{#1}}%
962   \FamilySetNumerical{SVG}{extract}{\svg@tempa}{%
963     {false}{0},{off}{0},{no}{0},%
964     {true}{1},{on}{1},{yes}{1},{onlynewer}{1},{newer}{1},%
965   }%
966 }
```



```

965     {overwrite}{1},{force}{1},{forced}{1},%
966     {pdf}{2},{eps}{3},{ps}{4}%
967 }{\svg@tempa}%
968 \ifx\FamilyKeyState\FamilyKeyStateProcessed%
969   \ifcase\svg@tempa\relax% false
970     \@svgx@runfalse%
971   \or% true
972     \@svgx@runtrue%
973   \or% pdf
974     \FamilyOptions{SVG}{extractformat=pdf}%
975   \or% eps
976     \FamilyOptions{SVG}{extractformat=eps}%
977   \or% ps
978     \FamilyOptions{SVG}{extractformat=ps}%
979   \fi%
980 \fi%
981 }
982 </extract>

```

on (opt.) Package options which can be used to switch functionality on or off during the loading of  
off (opt.) package **svg-extract**.

```

983 <*extract>
984 \DeclareOption{on}{\FamilyOptions{SVG}{extract=true}}
985 \DeclareOption{off}{\FamilyOptions{SVG}{extract=false}}
986 </extract>

```

extractformat (opt.) Option extractformat controls the output format (pdf/eps/ps). It is set to pdf or, if dvi  
\svgx@format output could be detected, to eps during initialization.

```

pdf (opt.)
eps (opt.)
987 <*base>
988 \svg@dummys@key{extractformat}
989 \svg@dummys@key[true]{pdf}
990 \svg@dummys@key[true]{eps}
991 </base>
992 <*extract>
993 \newcommand*\svgx@format{pdf}
994 \ifxetex\else\ifpdf\else
995   \renewcommand*\svgx@format{eps}
996 \fi\fi
997 \DefineFamilyKey{SVG}{extractformat}{%
998   \lowercase{\edef\svgx@format{#1}}%
999   \FamilyKeyStateProcessed%
1000 }
1001 \DefineFamilyKey{SVG}{pdf}[true]{%
1002   \FamilySetBool{SVG}{pdf}{\svg@tempa}{#1}%
1003   \ifx\FamilyKeyState\FamilyKeyStateProcessed%
1004     \if\svg@tempa%
1005       \svgx@ifinlist{pdf}{\svgx@format}{\}%
1006       \edef\svgx@format{\svgx@format,pdf}%
1007     }%
1008     \svgx@deprecated@key{pdf}{extractformat={\svgx@format}}%
1009   \else%
1010     \FamilyKeyStateUnknownValue
1011   \fi%
1012 \fi%
1013 }
1014 \DefineFamilyKey{SVG}{eps}[true]{%

```

```

1015 \FamilySetBool{SVG}{eps}{@svg@tempswa}{#1}%
1016 \ifx\FamilyKeyState\FamilyKeyStateProcessed%
1017 \if@svg@tempswa%
1018 \svgx@ifinlist{eps}{\svgx@format}{}%
1019 \edef\svgx@format{\svgx@format,eps}%
1020 }%
1021 \svgx@deprecated@key{eps}{extractformat={\svgx@format}}%
1022 \else%
1023 \FamilyKeyStateUnknownValue
1024 \fi%
1025 \fi%
1026 }
1027 \end{extract}

```

`extractpreamble` (opt.) For the extraction process, a preamble is necessary for a separate auxiliary L<sup>A</sup>T<sub>E</sub>X file. By default, the preamble of the main document is used, which end is detected at `\begin{document}`.

```

\svgx@preamble
extractpreambleend (opt.)
end (opt.)
\svgx@endpreamble
1028 (*base)
1029 \svg@dumkey{extractpreamble}
1030 \svg@dumkey{preamble}
1031 \svg@dumkey{extractpreambleend}
1032 \svg@dumkey{end}
1033 \end{base}
1034 (*extract)
1035 \newcommand*\svgx@preamble{\jobname.\svgx@latex@ext}%
1036 \DefineFamilyKey{SVG}{extractpreamble}{%
1037 \renewcommand*\svgx@preamble{#1}%
1038 \FamilyKeyStateProcessed%
1039 }
1040 \DefineFamilyKey{SVG}{preamble}{%
1041 \svgx@deprecated@key[svg-extract]{preamble=#1}{extractpreamble=#1}%
1042 }
1043 \newcommand*\svgx@endpreamble{}
1044 \expandafter\def\expandafter\svgx@endpreamble\expandafter{%
1045 \csname begin\endcsname{document}%
1046 }
1047 \DefineFamilyKey{SVG}{extractpreambleend}{%
1048 \renewcommand*\svgx@endpreamble{#1}%
1049 \FamilyKeyStateProcessed%
1050 }
1051 \DefineFamilyKey{SVG}{end}{%
1052 \svgx@deprecated@key[svg-extract]{end=#1}{extractpreambleend=#1}%
1053 }
1054 \end{extract}

```

`extractruns` (opt.) With this option, the number of L<sup>A</sup>T<sub>E</sub>X runs for the separate auxiliary file can be set.

```

svgx@runs (counter)
1055 (*base)
1056 \svg@dumkey{extractruns}
1057 \end{base}
1058 (*extract)
1059 \newcounter{svgx@runs}
1060 \DefineFamilyKey{SVG}{extractruns}{%
1061 \FamilySetCounter{SVG}{extractruns}{svgx@runs}{#1}%
1062 \ifx\FamilyKeyState\FamilyKeyStateProcessed%
1063 \ifnum\value{svgx@runs}<\@ne\relax%
1064 \PackageWarning{svg-extract}{%
1065 The count for runs has to be at least one%

```

```

1066     }%
1067     \FamilySetCounter{SVG}{extractruns}{svgx@runs}{\@ne}%
1068     \fi%
1069     \fi%
1070 }
1071 </extract>

```

`latexexe` (opt.) The command and facultative options for the L<sup>A</sup>T<sub>E</sub>X call of the separate auxiliary file. The default is set according to the currently used compiler.

```

\svgx@latex@exe
  latexext (opt.)
\svgx@latex@ext
  latexopt (opt.)
\svgx@latex@opt
1072 < *base>
1073 \svg@dummy@key{latexexe}
1074 \svg@dummy@key{pdflatex}
1075 \svg@dummy@key{latexext}
1076 \svg@dummy@key{latexopt}
1077 < /base>
1078 < *extract>
1079 \ifxetex
1080   \newcommand*\svgx@latex@exe{xelatex}
1081 \else\ifluatex
1082   \ifpdf
1083     \newcommand*\svgx@latex@exe{lualatex}
1084   \else
1085     \newcommand*\svgx@latex@exe{lualatex --output-format=dvi}
1086   \fi
1087 \else\ifpdf
1088   \newcommand*\svgx@latex@exe{pdflatex}
1089 \else
1090   \newcommand*\svgx@latex@exe{latex}
1091 \fi\fi\fi
1092 \DefineFamilyKey{SVG}{latexexe}{%
1093   \renewcommand*\svgx@latex@exe{#1}%
1094   \FamilyKeyStateProcessed%
1095 }
1096 \DefineFamilyKey{SVG}{pdflatex}{%
1097   \svg@deprecated@key[svg-extract]{pdflatex=#1}{latexexe=#1}%
1098 }
1099 \newcommand*\svgx@latex@ext{tex}
1100 \DefineFamilyKey{SVG}{latexext}{%
1101   \renewcommand*\svgx@latex@ext{#1}%
1102   \FamilyKeyStateProcessed%
1103 }
1104 \newcommand*\svgx@latex@opt{}
1105 \DefineFamilyKey{SVG}{latexopt}{%
1106   \renewcommand*\svgx@latex@opt{#1}%
1107   \FamilyKeyStateProcessed%
1108 }
1109 < /extract>

```

`dvipsopt` (opt.) Options and macros for calling convert commands, which are supplied by most L<sup>A</sup>T<sub>E</sub>X 2<sub>ε</sub> distributions. These are used to generate all files, which are supported by option `extractformat`, as they don't need an additional application.

```

\svgx@dvips@exe
\svgx@dvips@opt
  pstoept (opt.)
\svgx@pstoept@exe
\svgx@pstoept@opt
  pstopdfopt (opt.)
\svgx@pstopdf@exe
\svgx@pstopdf@opt
  pdftoept (opt.)
\svgx@pdftoept@exe
\svgx@pdftoept@opt
  pdftops (opt.)
\svgx@pdftops@exe
\svgx@pdftops@opt
  pdftops (opt.)

```

```

1115 \svg@dummy@key{pdftops@opt}
1116 \svg@dummy@key{pdftops}
1117 </base>
1118 <*extract>
1119 \newcommand*\svgx@dvips@exe{dvips}
1120 \newcommand*\svgx@dvips@opt{}
1121 \DefineFamilyKey{SVG}{dvips@opt}{%
1122   \renewcommand*\svgx@dvips@opt{#1}%
1123   \FamilyKeyStateProcessed%
1124 }
1125 \newcommand*\svgx@pstoeps@exe{ps2eps}
1126 \newcommand*\svgx@pstoeps@opt{-B -C}
1127 \DefineFamilyKey{SVG}{pstoeps@opt}{%
1128   \renewcommand*\svgx@pstoeps@opt{#1}%
1129   \FamilyKeyStateProcessed%
1130 }
1131 \newcommand*\svgx@pstopdf@exe{ps2pdf}
1132 \newcommand*\svgx@pstopdf@opt{}
1133 \DefineFamilyKey{SVG}{pstopdf@opt}{%
1134   \renewcommand*\svgx@pstopdf@opt{#1}%
1135   \FamilyKeyStateProcessed%
1136 }
1137 \newcommand*\svgx@pdftoeps@exe{pdftops -eps}
1138 \newcommand*\svgx@pdftoeps@opt{}
1139 \DefineFamilyKey{SVG}{pdftoeps@opt}{%
1140   \renewcommand*\svgx@pdftoeps@opt{#1}%
1141   \FamilyKeyStateProcessed%
1142 }
1143 \newcommand*\svgx@pdftops@exe{pdftops}
1144 \newcommand*\svgx@pdftops@opt{}
1145 \DefineFamilyKey{SVG}{pdftops@opt}{%
1146   \renewcommand*\svgx@pdftops@opt{#1}%
1147   \FamilyKeyStateProcessed%
1148 }
1149 \DefineFamilyKey{SVG}{pdftops}{%
1150   \PackageWarning{#1}{%
1151     The option key 'pdftops' is deprecated.\MessageBreak%
1152     You should use either 'pdftoeps@opt' or\MessageBreak%
1153     'pdftops@opt' instead. See the manual for\MessageBreak%
1154     more. Nothing was done%
1155   }%
1156   \FamilyKeyStateProcessed
1157 }
1158 </extract>

```

### C.1.2. Invoking external application for graphic conversion

Besides the use of a conversion tool supplied by L<sup>A</sup>T<sub>E</sub>X 2<sub>ε</sub>, the applications *ImageMagick* and *Ghostscript* can be used for converting graphics.

`convert` (opt.) The option `convert` can be used to define, which of both applications should be use. *ImageMagick* is set by default.

```

\if@svgx@cnv@run
\svgx@cnv@cmd
1159 <*base>
1160 \svg@dummy@key[true]{convert}
1161 </base>
1162 <*extract>

```

```

1163 \newif\if@svgx@cnv@run
1164 \newcommand*\svgx@cnv@cmd{}
1165 \DefineFamilyKey{SVG}{convert}[true]{%
1166   \FamilySetNumerical{SVG}{convert}{svg@tempa}{%
1167     {false}{0},{off}{0},{no}{0},{%
1168     {true}{1},{on}{1},{yes}{1},{onlynewer}{1},{newer}{1},{%
1169     {overwrite}{1},{force}{1},{forced}{1},{%
1170     {magick}{2},{imagemagick}{2},{convert}{2},{%
1171     {gs}{3},{ghostscript}{3},{%
1172     {gs64}{4},{ghostscript64}{4},{%
1173     {gs32}{5},{ghostscript32}{5}%
1174   }{#1}%
1175   \ifx\FamilyKeyState\FamilyKeyStateProcessed%
1176     \ifcase\svg@tempa\relax% false
1177       \@svgx@cnv@runfalse%
1178     \or% true
1179       \@svgx@cnv@runtrue%
1180     \or% magick
1181       \@svgx@cnv@runtrue%
1182       \renewcommand*\svgx@cnv@cmd{\svgx@magick@cmd}%
1183     \or% gs
1184       \@svgx@cnv@runtrue%
1185       \renewcommand*\svgx@cnv@cmd{\svgx@gs@cmd}%
1186     \or% gs64
1187       \@svgx@cnv@runtrue%
1188       \renewcommand*\svgx@cnv@cmd{\svgx@gs@cmd}%
1189       \svgx@onlywindows{%
1190         \renewcommand*\svgx@gs@exe{gswin64c}%
1191       }%
1192     \or% gs32
1193       \@svgx@cnv@runtrue%
1194       \renewcommand*\svgx@cnv@cmd{\svgx@gs@cmd}%
1195       \svgx@onlywindows{%
1196         \renewcommand*\svgx@gs@exe{gswin32c}%
1197       }%
1198     \fi%

```

In version v1.0 the option `convert` was used to set both the executable and options for the conversion application, meant for the usage of **ImageMagick**. This is taken into account here.

```

1199 \else%

```

Same doing like with option `inkscape`.

```

1200   \def\svg@tempa##1-##2\@nil{%
1201     \IfArgIsEmpty{##2}{\def\svg@tempb{}}{%
1202       \def\svg@tempa##1####1\@nil{\def\svg@tempb{####1}}%
1203       \svg@tempa#1\@nil%
1204     }%
1205     \def\svg@tempa{##1}%
1206   }%
1207   \svg@tempa#1-\@nil%
1208   \PackageWarning{svg-extract}{%
1209     Setting the executable%
1210     \ifx\svg@tempb\@empty\else%
1211       \space and associated options%
1212     }%
1213   \MessageBreak%

```

```

1214     for ImageMagick should be done with options\MessageBreak%
1215     'magickexe=\svg@tempa'%
1216     \ifx\svg@tempb\@empty\else%
1217         \MessageBreak and 'magicksetting' and/or 'magickoperator'%
1218     \fi.\MessageBreak%
1219     Nevertheless, this was done by now%
1220     \ifx\svg@tempb\@empty\else%
1221         , whereby \MessageBreak 'magicksetting=\svg@tempb' was used%
1222     \fi%
1223 }%
1224 \FamilyOptions{SVG}{convert=magick}%
1225 \edef\svg@tempa{%
1226     \noexpand\FamilyOptions{SVG}{magickexe=\svg@tempa}%
1227     \ifx\svg@tempb\@empty\else%
1228         \noexpand\FamilyOptions{SVG}{magicksetting=\svg@tempb}%
1229     \fi%
1230 }%
1231 \svg@tempa%
1232 \fi%
1233 }
1234 \extract

```

**convertformat** (opt.) Option **convertformat** controls the output format for converted files. It is set to **png** by default.

**\svgx@cnv@format**  
**png** (opt.)

```

1235 (*base)
1236 \svg@dumkey{convertformat}
1237 \svg@dumkey[true]{png}
1238 \base)
1239 (*extract)
1240 \newcommand*\svgx@cnv@format{png}
1241 \DefineFamilyKey{SVG}{convertformat}{%
1242     \lowercase{\edef\svgx@cnv@format{#1}}%
1243     \ifx\svgx@cnv@format\@empty\else%
1244         \@svgx@cnv@runtrue%
1245     \fi%
1246     \FamilyKeyStateProcessed%
1247 }
1248 \DefineFamilyKey{SVG}{png}[true]{%
1249     \FamilySetBool{SVG}{png}{\svg@tempswa}{#1}%
1250     \ifx\FamilyKeyState\FamilyKeyStateProcessed%
1251         \if@svg@tempswa%
1252             \svgx@ifinlist{png}{\svgx@cnv@format}{\fi}%
1253             \edef\svgx@cnv@format{\svgx@cnv@format,png}%
1254         }%
1255         \svg@deprecated@key{png}{convertformat={\svgx@cnv@format}}%
1256     \else%
1257         \FamilyKeyStateUnknownValue
1258     \fi%
1259 \fi%
1260 }
1261 \extract

```

**convertdpi** (opt.) The option **convertdpi** is meant to define the used density during the conversion process. It can be set either for all designated output formats or targeted for a specific format. It's also possible to use something like 500x300. Given values are resolved by **\svgx@cnv@get@dpi**.

It's used like `convertdpi=300` or `convertdpi={png=600}` If the option is used for a specific or for all output formats is recognized by `\svgx@ifkeyandval`.

```

1262 (*base)
1263 \svg@dummy@key{convertdpi}
1264 \svg@dummy@key{convertdensity}
1265 
1266 (*extract)
1267 \newcommand*\svgx@cnv@dpi{}
1268 \let\svgx@cnv@dpi\relax
1269 \DefineFamilyKey{SVG}{convertdpi}{%
1270   \FamilyKeyStateUnknownValue%
1271   \svgx@ifkeyandval{#1}{%
1272     \svgx@cnv@get@dpi{##2}%
1273     \ifx\svg@tempa\relax\else%
1274       \expandafter\edef\csname svgx@cnv@dpi@##1\endcsname{\svg@tempa}%
1275       \FamilyKeyStateProcessed%
1276     \fi%
1277   }{%
1278     \svgx@cnv@get@dpi{##1}%
1279     \ifx\svg@tempa\relax\else%
1280       \edef\svgx@cnv@dpi{\svg@tempa}%
1281       \FamilyKeyStateProcessed%
1282     \fi%
1283   }%
1284 }
1285 \DefineFamilyKey{SVG}{convertdensity}{\FamilyOptions{SVG}{convertdpi=#1}}
1286 

```

`magickexe` (opt.) Setting the command including maybe the path to **ImageMagick**. The keys `magicksetting` and `magickoperator` should be used to add optional arguments before (*Settings*) or after (*Operators*) the input file. They can either be set for all or a specific output format as like option `convertdpi`. For this `\svgx@setformatkey` is used.

```

\svgx@magick@exe
magicksetting (opt.)
\svgx@magick@set
magickoperator (opt.)
\svgx@magick@opr
1287 (*base)
1288 \svg@dummy@key{magickexe}
1289 \svg@dummy@key{magicksetting}
1290 \svg@dummy@key{magickoperator}
1291 
1292 (*extract)
1293 \newcommand*\svgx@magick@exe{}
1294 \DefineFamilyKey{SVG}{magickexe}{%
1295   \renewcommand*\svgx@magick@exe{#1}%
1296   \FamilyKeyStateProcessed%
1297 }
1298 \newcommand*\svgx@magick@set{}
1299 \DefineFamilyKey{SVG}{magicksetting}{%
1300   \svgx@setformatkey{#1}{\svgx@magick@set}%
1301   \FamilyKeyStateProcessed%
1302 }
1303 \newcommand*\svgx@magick@opr{}
1304 \DefineFamilyKey{SVG}{magickoperator}{%
1305   \svgx@setformatkey{#1}{\svgx@magick@opr}%
1306   \FamilyKeyStateProcessed%
1307 }
1308 

```

gsexe (opt.) Options to set the command including maybe the path to **Ghostscript**. As **Ghostscript** needs a specific device defined for different output formats, the option gsdevice can be used.

svgx@gs@exe gsopt (opt.) It can either be set for all or a specific output format just like gsopt in the same manner like option convertdpi.

svgx@gs@opt gsdevice (opt.)

```

1309 (*base)
1310 \svg@dummy@key{gsexe}
1311 \svg@dummy@key{gsopt}
1312 \svg@dummy@key{gsdevice}
1313 (/base)
1314 (*extract)
1315 \newcommand*\svgx@gs@exe{}
1316 \DefineFamilyKey{SVG}{gsexe}{%
1317   \renewcommand*\svgx@gs@exe{#1}%
1318   \FamilyKeyStateProcessed%
1319 }
1320 \newcommand*\svgx@gs@opt{}
1321 \DefineFamilyKey{SVG}{gsopt}{%
1322   \svgx@setformatkey{#1}{svgx@gs@opt}%
1323   \FamilyKeyStateProcessed%
1324 }
1325 \newcommand*\svgx@gs@device{}
1326 \DefineFamilyKey{SVG}{gsdevice}{%
1327   \svgx@setformatkey{#1}{svgx@gs@device}%
1328   \FamilyKeyStateProcessed%
1329 }
1330 (/extract)

```

### C.1.3. Setting output folder

extractpath (opt.) The option extractpath controls, in which folder the results both of the extraction as well as the conversion of **ImageMagick** or **Ghostscript** will be located. With option extractname the name of the extracted and maybe converted file itself can be changed.

path (opt.)

extractname (opt.)

name (opt.)

svgx@out@path

svgx@out@name

if@svgx@out@sec

svgx@out@count (counter)

```

1331 (*base)
1332 \svg@dummy@key{extractpath}
1333 \svg@dummy@key{path}
1334 \svg@dummy@key{extractname}
1335 \svg@dummy@key{name}
1336 (/base)
1337 (*extract)
1338 \newcommand*\svgx@out@path{}
1339 \DefineFamilyKey{SVG}{extractpath}{%
1340   \FamilySetNumerical{SVG}{extractpath}{svg@tempa}{%
1341     {svgpath}{0},{svgdir}{0},%
1342     {svgsubpath}{1},{svgsubdir}{1},%
1343     {basepath}{2},{basedir}{2},{jobpath}{2},{jobdir}{2},%
1344     {basesubpath}{3},{basesubdir}{3},{jobsubpath}{3},{jobsubdir}{3}%
1345   }{#1}%
1346   \ifx\FamilyKeyState\FamilyKeyStateProcessed%
1347     \ifcase\svg@tempa\relax% svgpath
1348       \renewcommand*\svgx@out@path{\svg@file@path}%
1349     \or% svgsubpath
1350       \renewcommand*\svgx@out@path{\svg@file@path svg-extract/}%
1351     \or% basepath
1352       \renewcommand*\svgx@out@path{./}%
1353     \or% basesubpath
1354       \renewcommand*\svgx@out@path{./svg-extract/}%

```



```

1355 \fi%
1356 \else%
1357 \renewcommand*{\svgx@out@path{#1}%
1358 \svg@normalize@path{\svgx@out@path}%
1359 \FamilyKeyStateProcessed%
1360 \fi%
1361 }
1362 \DefineFamilyKey{SVG}{path}{%
1363 \svg@deprecated@key[svg-extract]{path=#1}{extractpath=#1}%
1364 }
1365 \newcounter{svgx@out@count}
1366 \newcommand*{\svgx@out@name{}
1367 \newif\if@svgx@out@sec
1368 \DefineFamilyKey{SVG}{extractname}{%
1369 \FamilySetNumerical{SVG}{extractname}{svg@tempa}{%
1370 {filename}{0},{name}{0},%
1371 {filenamenumbered}{1},{namenumbered}{1},%
1372 {numberedfilename}{1},{numberedname}{1},%
1373 {numbered}{2},{section}{2},{numberedsection}{2},{sectionnumbered}{2}%
1374 }{#1}%
1375 \@svgx@out@secfalse%
1376 \ifx\FamilyKeyState\FamilyKeyStateProcessed%
1377 \ifcase\svg@tempa\relax% filename
1378 \renewcommand*{\svgx@out@name{\svg@out@name-extract}%
1379 \or% filenamenumbered
1380 \renewcommand*{\svgx@out@name{\the\value{svgx@out@count}-\svg@out@name}%
1381 \or% numbered
1382 \renewcommand*{\svgx@out@name{\the\value{svgx@out@count}-\svgx@out@sec}%
1383 \@svgx@out@sectrue%
1384 \fi%
1385 \else%
1386 \def\svg@tempa##1.##2\@nil{%
1387 \IfArgIsEmpty{##1}{\renewcommand*{\svgx@out@name{##1}}}%
1388 }%
1389 \svg@tempa#1.\@nil%
1390 \FamilyKeyStateProcessed%
1391 \fi%
1392 }
1393 \DefineFamilyKey{SVG}{name}{%
1394 \svg@deprecated@key[svg-extract]{name=#1}{extractname=#1}%
1395 }
1396 \extract

```

#### C.1.4. Options for the extraction of graphics

`extractwidth` (opt.) For graphic extraction, the given settings regarding the size for inclusion can be overwritten with these options. Using `\relax` as value leads to resetting an option as unset, regardless of what was previously given. The value `inherit` means, that the actual option for including is used for extraction as well. This is the default setting.

```

\svgx@param@width
extractheight (opt.)
\svgx@param@width
extractscale (opt.)
\svgx@param@scale
1397 (*base)
1398 \svg@dummy@key{extractwidth}
1399 \svg@dummy@key{extractheight}
1400 \svg@dummy@key{extractscale}
1401 (/base)
1402 (*extract)
1403 \newcommand*{\svgx@param@width{\svg@param@width}
1404 \DefineFamilyKey{SVG}{extractwidth}{%

```

```

1405 \FamilyKeyStateUnknownValue%
1406 \svg@ifvalueisrelax{#1}{%
1407 \renewcommand*\svgx@param@width{\z@}%
1408 \FamilyKeyStateProcessed%
1409 }{%
1410 \ifstr{#1}{inherit}{%
1411 \renewcommand*\svgx@param@width{\svg@param@width}%
1412 \FamilyKeyStateProcessed%
1413 }{%
1414 \FamilySetLengthMacro{SVG}{extractwidth}{\svgx@param@width}{#1}%
1415 \ifdim\svgx@param@width<\z@\relax%
1416 \FamilyKeyStateUnknownValue%
1417 \fi%
1418 }%
1419 }%
1420 }
1421 \newcommand*\svgx@param@height{\svg@param@height}
1422 \DefineFamilyKey{SVG}{extractheight}{%
1423 \FamilyKeyStateUnknownValue%
1424 \svg@ifvalueisrelax{#1}{%
1425 \renewcommand*\svgx@param@height{\z@}%
1426 \FamilyKeyStateProcessed%
1427 }{%
1428 \ifstr{#1}{inherit}{%
1429 \renewcommand*\svgx@param@height{\svg@param@height}%
1430 \FamilyKeyStateProcessed%
1431 }{%
1432 \FamilySetLengthMacro{SVG}{extractheight}{\svgx@param@height}{#1}%
1433 \ifdim\svgx@param@height<\z@\relax%
1434 \FamilyKeyStateUnknownValue%
1435 \fi%
1436 }%
1437 }%
1438 }
1439 \newcommand*\svgx@param@scale{\svg@param@scale}
1440 \DefineFamilyKey{SVG}{extractscale}{%
1441 \FamilyKeyStateUnknownValue%
1442 \svg@ifvalueisrelax{#1}{%
1443 \renewcommand*\svgx@param@scale{1}%
1444 \FamilyKeyStateProcessed%
1445 }{%
1446 \ifstr{#1}{inherit}{%
1447 \renewcommand*\svgx@param@scale{\svg@param@scale}%
1448 \FamilyKeyStateProcessed%
1449 }{%
1450 \ifisdimension{#1\p@}{%
1451 \ifdim\dimexpr#1\p@\relax>\z@\relax%
1452 \renewcommand*\svgx@param@scale{#1}%
1453 \FamilyKeyStateProcessed%
1454 \fi%
1455 }{}%
1456 }%
1457 }%
1458 }
1459 \extract

```

`extractpretex` (opt.) The similar hooks for executing code right before or after the graphic extraction.

`\svgx@param@pretex`

`extractapptex` (opt.) 1460 `\*base`

`\svgx@param@apptex`

`extractpostex` (opt.)

```

1461 \svg@dummy@key{extractpretex}
1462 \svg@dummy@key{extractapptex}
1463 \svg@dummy@key{extractpostex}
1464 </base>
1465 <*extract>
1466 \newcommand*\svgx@param@pretex{\svg@param@pretex}
1467 \DefineFamilyKey{SVG}{extractpretex}{%
1468   \svg@ifvalueisrelax{#1}{%
1469     \let\svgx@param@pretex\relax%
1470   }{%
1471     \ifstr{#1}{inherit}{%
1472       \def\svgx@param@pretex{\svg@param@pretex}%
1473     }{%
1474       \def\svgx@param@pretex{#1}%
1475     }%
1476   }%
1477   \FamilyKeyStateProcessed%
1478 }
1479 \newcommand*\svgx@param@apptex{\svg@param@apptex}
1480 \DefineFamilyKey{SVG}{extractapptex}{%
1481   \svg@ifvalueisrelax{#1}{%
1482     \let\svgx@param@apptex\relax%
1483   }{%
1484     \ifstr{#1}{inherit}{%
1485       \def\svgx@param@apptex{\svg@param@apptex}%
1486     }{%
1487       \def\svgx@param@apptex{#1}%
1488     }%
1489   }%
1490   \FamilyKeyStateProcessed%
1491 }
1492 \DefineFamilyKey{SVG}{extractpostex}{%
1493   \svg@deprecated@key[svg-extract]{extractpostex=#1}{extractapptex=#1}%
1494 }
1495 </extract>

```

### C.1.5. Miscellaneous options

**clean** (opt.) With option **clean** files generated during the extraction process can be deleted. Setting **true** **clear** (opt.) will remove all files, **false** won't clear any file. Additionally, a specific file list of suffixes can be given.

**\svgx@clean**

```

1496 <*base>
1497 \svg@dummy@key[true]{clean}
1498 \svg@dummy@key[true]{clear}
1499 </base>
1500 <*extract>
1501 \newcommand*\svgx@clean{}
1502 \DefineFamilyKey{SVG}{clean}[true]{%
1503   \FamilySetBool{SVG}{clean}{@svg@tempswa}{#1}%
1504   \ifx\FamilyKeyState\FamilyKeyStateProcessed%
1505     \if@svg@tempswa%
1506       \renewcommand*\svgx@clean{log,aux,dvi,out,ps,eps,pdf,\svgx@latex@ext}%
1507     \else%
1508       \renewcommand*\svgx@clean{}%
1509     \fi%
1510   \else%
1511     \renewcommand*\svgx@clean{#1}%

```

```

1512 \FamilyKeyStateProcessed%
1513 \fi%
1514 }
1515 \DefineFamilyKey{SVG}{clear}{\FamilyOptions{SVG}{clean=#1}}
1516 \extract>

```

**exclude** (opt.) If it is desired not to include but only extract graphics with package **svg-extract**, option **exclude** can be used.

```

1517 (*base)
1518 \svg@dummys@key[true]{exclude}
1519 \base>
1520 (*extract)
1521 \DefineFamilyKey{SVG}{exclude}[true]{%
1522 \FamilySetBool{SVG}{exclude}{@svg@tempwa}{#1}%
1523 \ifx\FamilyKeyState\FamilyKeyStateProcessed%
1524 \if@svg@tempwa%
1525 \renewcommand*\svg@input[2][{}]{%
1526 \if@svgx@run\else%
1527 \PackageWarning{svg-extract}{%
1528 The image ‘##2’ was\MessageBreak%
1529 neither extracted nor included%
1530 }%
1531 \fi%
1532 }%
1533 \else%
1534 \renewcommand*\svg@input{\svg@@input}%
1535 \fi%
1536 \fi%
1537 }
1538 \extract>

```

## C.2. User commands

**\svghidepreamblestart** Some dummies for package **svg**.  
**\svghidepreambleend**

```

1539 (*base)
1540 \newcommand*\svghidepreamblestart{%
1541 \PackageWarning{svg}{%
1542 The macro ‘\string\svghidepreamblestart’ is only meant\MessageBreak%
1543 to be used together with package ‘svg-extract’.\MessageBreak%
1544 Nevertheless, nothing will happen%
1545 }%
1546 }
1547 \newcommand*\svghidepreambleend{%
1548 \PackageWarning{svg}{%
1549 The macro ‘\string\svghidepreambleend’ is only meant\MessageBreak%
1550 to be used together with package ‘svg-extract’.\MessageBreak%
1551 Nevertheless, nothing will happen%
1552 }%
1553 }
1554 \base>

```

These two macros can be used to hide some parts of the preamble during reading the preamble of the main document.

```

1555 (*extract)
1556 \let\svghidepreamblestart\relax

```

```

1557 \let\svghidepreambleend\relax
1558 \extract

```

### C.3. Auxiliary macros

The macro `\svg@extract` does the actual job of both extracting and converting independent graphic files. Since it is necessary to run it with `--shell-escape` enabled, the command raises a warning if it is not activated. Afterwards, the package is finished.

```

\svg@extract
\svgx@stream@in
\svgx@read@line
\svgx@stream@out
\if@svgx@preamble@write
1559 (*base)
1560 \newcommand*\svg@extract[1]{%
1561 \base)
1562 (*extract)
1563 \ifnum\pdf@shellescape=\@ne\relax\else%
1564 \renewcommand*\svg@extract[1]{%
1565 \if@svgx@run%
1566 \begingroup%
1567 \edef\svg@tempa{#1}%
1568 \svg@quotes@remove{\svg@tempa}%
1569 \PackageWarning{svg-extract}{%
1570 You didn't enable 'shell escape' (or 'write18')\MessageBreak%
1571 so it wasn't possible to run the extraction for\MessageBreak%
1572 file '\svg@tempa'%
1573 }%
1574 \endgroup%
1575 \fi%
1576 }%
1577 \expandafter\endinput%
1578 \fi

```

If `--shell-escape` is enabled, the command is defined with its intended functionality. Some macros and an input stream as well as an output stream are necessary for this.

```

1579 \newread\svgx@stream@in
1580 \newcommand*\svgx@read@line{}
1581 \newwrite\svgx@stream@out
1582 \newif\if@svgx@preamble@write
1583 \renewcommand*\svg@extract[1]{%

```

If option `extract` is enabled...

```

1584 \if@svgx@run%

```

...the macro `\svgx@get@out@sec` is used to get the current level numbering within the document and the counter for extracted graphics is stepped. After that, a separate auxiliary L<sup>A</sup>T<sub>E</sub>X file is created for extracting independent graphic files. The macro `\svgx@get@out@sec` is used to get the current level numbering within the document. The specified preamble is read for this task, if it exists. It is first searched in the same folder as the SVG file and if it wasn't found, in any other valid folder for SVG files.

```

1585 \if@svgx@out@sec%
1586 \svgx@get@out@sec%
1587 \fi%
1588 \stepcounter{svgx@out@count}%
1589 \begingroup%
1590 \def\svg@tempa##1.##2\@nil{%
1591 \IfArgIsEmpty{##2}{\edef\svgx@preamble{##1.\svgx@latex@ext}}{}%
1592 }%

```

```

1593 \expandafter\svg@tempa\svgx@preamble.\@nil%
1594 \IfFileExists{\svg@file@path\svgx@preamble}{%
1595   \@svg@file@foundtrue%
1596 }{%
1597   \svg@get@path[]{\svgx@preamble}{\svg@out@path}%
1598   \def\svg@tempa####1.####2\@nil{%
1599     \edef\svgx@preamble{\svg@file@name.####2}%
1600   }%
1601   \expandafter\svg@tempa\svgx@preamble\@nil%
1602 }%
1603 \edef\svg@tempa{%
1604   \endgroup%
1605   \if@svg@file@found%
1606     \ifx\svg@file@path\@empty%
1607       \def\noexpand\svgx@preamble{.\svgx@preamble}%
1608     \else%
1609       \def\noexpand\svgx@preamble{\svg@file@path\svgx@preamble}%
1610     \fi%
1611   \fi%
1612 }%
1613 \svg@tempa%
1614 \beginingroup%
1615   \endlinechar=\m@ne%
1616   \IfFileExists{\svgx@preamble}{%
1617     \PackageInfo{svg-extract}{%
1618       The preamble file '\svgx@preamble'\MessageBreak%
1619       is used for the generation of the auxiliary file\MessageBreak%
1620       '\svgx@out@name.\svgx@latex@ext'%
1621     }%

```

The catcodes for # need to be changed to prevent doubling when reading the line.

```

1622   \catcode'\#=12\relax%
1623   \immediate\openout\svgx@stream@out=\svgx@out@name.\svgx@latex@ext%
1624   \immediate\openin\svgx@stream@in=\svgx@preamble%
1625   \@svg@tempswatrue%
1626   \@svgx@preamble@writetrue%
1627   \def\svgx@read@line{%

```

The given preamble file is read line by line and written to the separate auxiliary L<sup>A</sup>T<sub>E</sub>X file `\svgx@out@name.\svgx@latex@ext` via the output stream.

```

1628   \@whiles\if@svg@tempswa\fi{%
1629     \immediate\read\svgx@stream@in to\svgx@read@line%
1630     \ifx\svgx@read@line\@empty%
1631       \ifeof\svgx@stream@in\@svg@tempswafalse\fi%
1632     \else%

```

With `\svghidepreamblestart` and `\svghidepreambleend` it is possible for the user to omit certain parts of the preamble. Therefore the two macros `\svgx@read@preamble@till` and `\svgx@read@preamble@from` are toggling the switch `\if@svgx@preamble@write`

```

1633   \svgx@read@preamble@till{\svghidepreamblestart}{}%
1634   \svgx@read@preamble@from{\svghidepreambleend}{}%

```

If the desired end of the preamble (`\svgx@endpreamble`) was found, the readout is terminated by switching `\if@svg@tempswa` to false.

```

1635   \svgx@read@preamble@till{\svgx@endpreamble}{\@svg@tempswafalse}%
1636   \if@svgx@preamble@write%

```

During the readout process, it is searched with `\svgx@documentclass` for the appearance of `\documentclass` and `\if@svgx@classfound` is set to `true` if it was found.

```

1637         \if@svgx@classfound\else%
1638             \expandafter\svgx@documentclass%
1639             \svgx@read@line\documentclass\documentclass\@nil%
1640         \fi%

```

Writing out the—maybe manipulated—read in line.

```

1641         \ifx\svgx@read@line\@empty\else%
1642             \immediate\write\svgx@stream@out{%
1643                 \unexpanded\expandafter{\svgx@read@line}%
1644             }%
1645         \fi%
1646     \fi%
1647 \fi%
1648 }%
1649 \immediate\closein\svgx@stream@in%
1650 \immediate\closeout\svgx@stream@out%
1651 \catcode'\#6\relax%

```

Once the separate auxiliary L<sup>A</sup>T<sub>E</sub>X file is written, it is read in again and its content is stored in `\svg@tempa`, since it is necessary to prepend some stuff to the preamble, for example a maybe not existent document class.

```

1652     \immediate\openin\svgx@stream@in=\svgx@out@name.\svgx@latex@ext%
1653     \def\svg@tempa{}%
1654     \loop\unless\ifeof\svgx@stream@in%
1655         \readline\svgx@stream@in to\svgx@read@line%
1656         \ifx\svgx@read@line\@empty\else%
1657             \edef\svg@tempa{%
1658                 \unexpanded\expandafter{\svg@tempa}%
1659                 \unexpanded\expandafter{\svgx@read@line}^^J%
1660             }%
1661         \fi%
1662     \repeat%
1663     \immediate\closein\svgx@stream@in%
1664 }{%

```

If a file was given that doesn't exist, a warning is issued.

```

1665     \svg@quotes@remove{\svgx@preamble}%
1666     \ifx\svgx@preamble\@empty\else%
1667         \PackageWarning{svg-extract}{%
1668             The preamble file '\svgx@preamble'\MessageBreak%
1669             does not exist%
1670         }%
1671     \fi%
1672     \def\svg@tempa{}%
1673 }%

```

After the preamble was read in and stored in `\svg@tempa`, the separate auxiliary L<sup>A</sup>T<sub>E</sub>X file is written again. Some information are written right at the beginning of the file.

```

1674     \immediate\openout\svgx@stream@out=\svgx@out@name.\svgx@latex@ext%
1675     \immediate\write\svgx@stream@out{%
1676         \@percentchar\@percentchar\space This file was generated by package
1677         'svg-extract'^^J%
1678         \@percentchar\@percentchar\space from source '\jobname'^^J%

```

```

1679      \@percentchar\@percentchar\space It's intended to be compiled with
1680      '\svgx@latex@exe\ifx\svgx@latex@opt\@empty\else\space\svgx@latex@opt\fi'
1681      }%

```

With the intention of passing the correct paper dimensions, the calculating of the paper size is executed with `\AtBeginDocument` even before the document class, so that this is definitely the first thing to happen at the beginning of the document. Additionally, it is ensured that the `\special` command is definitely used with the correct paper size, when creating a DVI file.

```

1682      \immediate\write\svgx@stream@out{%
1683      \string\AtBeginDocument{\@percentchar^^J%
1684      \space\space\string\svgxsetpapersize\@percentchar^^J%
1685      \ifxetex\else\ifpdf\else%
1686      \space\space\string\AtBeginDvi{\string\special{%
1687      papersize=\string\the\string\paperwidth,%
1688      \string\the\string\paperheight%
1689      }}\@percentchar^^J%
1690      \fi\fi%
1691      }^^J%
1692      \string\PassOptionsToPackage{hidelinks}{hyperref}%
1693      }%

```

If no document class was found during reading the preamble file, then class `\article` is used.

```

1694      \if@svgx@classfound\else%
1695      \immediate\write\svgx@stream@out{\string\documentclass{article}}}%
1696      \fi%

```

And now the stored preamble.

```

1697      \ifx\svg@tempa\@empty\else%
1698      \immediate\write\svgx@stream@out{\unexpanded\expandafter{\svg@tempa}}}%
1699      \fi%

```

After the given preamble was written, package **svg-extract** will be loaded in case it was forgotten.

```

1700      \immediate\write\svgx@stream@out{\string\usepackage{svg-extract}}}%

```

Now all parameters relevant for the extraction are evaluated and appended.

```

1701      \def\svg@tempa##1{%
1702      \immediate\write\svgx@stream@out{\string\svgsetup{##1}}}%
1703      }%
1704      \if@svg@ink@latex\else%
1705      \svg@tempa{inkscapelatex=false}%
1706      \fi%
1707      \ifdim\svgx@param@width>\z@\relax%
1708      \svg@tempa{width=\svgx@param@width}%
1709      \fi%
1710      \ifdim\svgx@param@height>\z@\relax%
1711      \svg@tempa{height=\svgx@param@height}%
1712      \fi%
1713      \ifdim\dimexpr\svgx@param@scale\p@\relax=\p@\relax\else%
1714      \svg@tempa{scale=\svgx@param@scale}%
1715      \fi%
1716      \def\svg@tempb{\svg@param@pretex}%
1717      \ifx\svgx@param@pretex\svg@tempb\relax%
1718      \let\svgx@param@pretex\svg@param@pretex%
1719      \fi%

```



```

1720 \ifx\svgx@param@pretex\relax\else%
1721 \svg@tempa{pretex=\unexpanded\expandafter{\svgx@param@pretex}}%
1722 \fi%
1723 \def\svg@tempb{\svg@param@apptex}%
1724 \ifx\svgx@param@apptex\svg@tempb\relax%
1725 \let\svgx@param@apptex\svg@param@apptex%
1726 \fi%
1727 \ifx\svgx@param@apptex\relax\else%
1728 \svg@tempa{apptex=\unexpanded\expandafter{\svgx@param@apptex}}%
1729 \fi%

```

Parameter `lastpage` is only considered for including PDF files with L<sup>A</sup>T<sub>E</sub>X support.

```

1730 \let\svg@tempa\@empty%
1731 \if@svg@ink@latex%
1732 \ifstr{\svg@ink@format}{pdf}{%
1733 \ifnum\value{svg@param@lastpage}>\z@ \relax%
1734 \edef\svg@tempa{lastpage=\the\value{svg@param@lastpage}}%
1735 \else%
1736 \ifnum\value{svg@param@lastpage}=\z@ \relax%
1737 \def\svg@tempa{lastpage=true}%
1738 \else%
1739 \def\svg@tempa{lastpage=false}%
1740 \fi%
1741 \fi%
1742 }{}%
1743 \fi%

```

As we are now at the end of the preamble and just before the beginning of the document, the paper dimension are set again to make sure, that these settings are active at the end of the preamble. Additionally, it is executed again at the very end of `\AtBeginDocument` to ensure, that no other package used this hook for manipulating the paper size.

```

1744 \ifx\svg@tempa\@empty%
1745 \def\svg@tempa{\string\svgxsetbox{#1}}%
1746 \else%
1747 \edef\svg@tempa{\noexpand\string\noexpand\svgxsetbox[\svg@tempa]{#1}}%
1748 \fi%
1749 \immediate\write\svgx@stream@out{\svg@tempa}%

```

Package `xr` is used to evaluate possible labels within the included *Inkscape* L<sup>A</sup>T<sub>E</sub>X file.

```

1750 \if@svg@ink@latex%
1751 \IfFileExists{xr.sty}{%
1752 \immediate\write\svgx@stream@out{%
1753 \string\usepackage{xr}^^J%
1754 \string\externaldocument{\jobname}^^J%
1755 }%
1756 }{}%
1757 \fi%
1758 \immediate\write\svgx@stream@out{%
1759 \string\svgxdelayed{\@percentchar^^J%
1760 \space\space\svg@tempa\@percentchar^^J%
1761 }^^J^^J%
1762 \string\begin{document}^^J%
1763 \string\pagestyle{empty}^^J%
1764 \string\svgxoutputbox\@percentchar^^J%
1765 \string\end{document}%
1766 }%
1767 \immediate\closeout\svgx@stream@out%

```

```
1768 \endgroup%
```

After creating the separate auxiliary L<sup>A</sup>T<sub>E</sub>X file, the actual extraction and conversion can be done.

```
1769 \ifstr{\svgx@format\svgx@cnv@format}{}{%
1770   \PackageWarning{svg-extract}{%
1771     Both keys 'extractformat' and 'convertformat' are\MessageBreak%
1772     empty, so nothing to do so far%
1773   }%
1774 }
```

As the extraction maybe needs to include the main auxiliary file with `\externaldocument` provided by package **xr** it is necessary to do all related stuff after the main auxiliary file was written. This is done with `\AfterReadingMainAux` provided by package **scrfile**.

```
1775 \svg@quotes@remove{\svgx@out@path}%
1776 \svg@quotes@remove{\svgx@out@name}%
```

All generated files will be moved to the desired output folder, which is given by option `extractpath`. Therefor, this folder is created.

```
1777 \edef\svg@tempb{%
1778   \noexpand\svg@shell@mkdir{\svgx@out@path}%
1779 }%
1780 \expandafter\AfterReadingMainAux\expandafter{\svg@tempb}%
```

First of all the separate auxiliary L<sup>A</sup>T<sub>E</sub>X file is compiled with the detected L<sup>A</sup>T<sub>E</sub>X processor (`\svgx@latex@exe`) as often as defined by counter option `extractruns`.

```
1781 \edef\svg@tempb{%
1782   \noexpand\PackageInfo{svg-extract}{%
1783     Running LaTeX (\svgx@latex@exe) for graphic extraction%
1784     \ifx\svgx@latex@opt\@empty\else%
1785       \MessageBreak with added options '\svgx@latex@opt'%
1786     \fi%
1787   }%
1788 }%
1789 \expandafter\AfterReadingMainAux\expandafter{\svg@tempb}%
1790 \edef\svg@tempb{%
1791   \noexpand\ShellEscape{%
1792     \svgx@latex@exe\space\svgx@latex@opt\space%
1793     "\svgx@out@name.\svgx@latex@ext"%
1794   }%
1795 }%
1796 \loop\ifnum\value{svgx@runs}>\z@ \relax%
1797   \expandafter\AfterReadingMainAux\expandafter{\svg@tempb}%
1798   \advance\c@svgx@runs\m@ne%
1799 \repeat%
```

All files requested with option `extractformat` are created with internal conversion tools supplied by most L<sup>A</sup>T<sub>E</sub>X 2<sub>ε</sub> distributions if necessary.

```
1800 \def\svg@tempa##1##2##3{%
1801   \edef\svg@tempb{%
1802     \noexpand\ShellEscape{%
1803       \@nameuse{svgx@##1@exe}\space\@nameuse{svgx@##1@opt}\space%
1804       "\svgx@out@name.##2"%
1805     }%
1806   }%
```

```

1807 \AfterReadingMainAux{\PackageInfo{svg-extract}{Running ##1}}%
1808 \expandafter\AfterReadingMainAux\expandafter{\svg@tempb}%
1809 }%
1810 \@svg@tempswafalse%
1811 \ifxetex\else\ifpdf\else%
1812 \@svg@tempswattrue%
1813 \fi\fi%
1814 \if@svg@tempswa%
1815 \svg@tempa{dvips}{dvi}{ps}%
1816 \svgx@ifinlist{eps}{\svgx@format}{\svg@tempa{pstoeps}{ps}{eps}}{}%
1817 \svgx@ifinlist{pdf}{\svgx@format}{\svg@tempa{pstopdf}{ps}{pdf}}{}%
1818 \else%
1819 \svgx@ifinlist{eps}{\svgx@format}{\svg@tempa{pdftoeps}{pdf}{eps}}{}%
1820 \svgx@ifinlist{ps}{\svgx@format}{\svg@tempa{pdftops}{pdf}{ps}}{}%
1821 \fi%

```

Now the desired conversion tool is invoked if requested.

```

1822 \if@svgx@cnv@run%

```

If no density was given at all, the density for PNG files is set to 300dpi by default.

```

1823 \ifx\svgx@cnv@dpi\relax%
1824 \ifx\svgx@cnv@dpi@png\@undefined%
1825 \def\svgx@cnv@dpi@png{300}%
1826 \fi%
1827 \fi%

```

The first given file type with option `extractformat` is used as source for the conversion process.

```

1828 \expandafter\svgx@cnv@get@informat\expandafter{\svgx@format}%

```

The conversion is done for each desired file type given in a list by option `convertformat`.

```

1829 \@for\svg@tempa:=\svgx@cnv@format\do{%
1830 \ifx\svg@tempa\@empty\else%
1831 \expandafter\svgx@ifinlist\expandafter{\svg@tempa}{\svgx@format}{%
1832 \PackageWarning{svg-extract}{%
1833 File type ‘\svg@tempa’ was specified for option\MessageBreak%
1834 ‘extractformat’ (\svgx@format) as well as for \MessageBreak
1835 option ‘convertformat’ (\svgx@cnv@format) so the\MessageBreak%
1836 conversion won’t be done%
1837 }%
1838 }{%
1839 \edef\svg@tempb{%
1840 \noexpand\PackageInfo{svg-extract}{%
1841 Converting ‘\svgx@out@name.\svgx@cnv@informat’\MessageBreak%
1842 to ‘\svgx@out@name.\svg@tempa’%
1843 }%
1844 }%
1845 \expandafter\AfterReadingMainAux\expandafter{\svg@tempb}%
1846 \edef\svg@tempb{%
1847 \noexpand\ShellEscape{%
1848 \svgx@cnv@cmd{\svgx@out@name}{\svgx@cnv@informat}{\svg@tempa}%
1849 }%
1850 }%
1851 \expandafter\AfterReadingMainAux\expandafter{\svg@tempb}%
1852 }%
1853 \fi%

```

```

1854     }%
1855     \fi%

```

As both extraction and conversion are done, all files are moved to the desired output folder (`extractpath`).

```

1856     \edef\svg@tempa{\svgx@format\if@svgx@cnv@run,\svgx@cnv@format\fi}%
1857     \@for\svg@tempb:=\svg@tempa\do{%
1858         \ifx\svg@tempb\@empty\else%
1859             \edef\svg@tempb{%
1860                 \noexpand\svgx@move{\svgx@out@name}{\svg@tempb}{\svgx@out@path}%
1861             }%
1862             \expandafter\AfterReadingMainAux\expandafter{\svg@tempb}%
1863         \fi%
1864     }%

```

At the very end, all unwanted auxiliary files are deleted.

```

1865     \@for\svg@tempa:=\svgx@clean\do{%
1866         \expandafter\svgx@ifinlist\expandafter{\svg@tempa}{\svg@tempb}{\fi}%
1867         \edef\svg@tempb{%
1868             \noexpand\IfFileExists{"\svgx@out@name".\svg@tempa}{%
1869                 \noexpand\svgx@shell@rm{\svgx@out@name.\svg@tempa}%
1870             }{\fi}%
1871         }%
1872         \expandafter\AtEndDocument\expandafter{%
1873             \expandafter\AfterReadingMainAux\expandafter{\svg@tempb}%
1874         }%
1875     }%
1876 }%
1877 }%
1878 \fi%
1879 }
1880 </extract>

```

`\svgx@get@out@sec`    The macro `\svgx@get@out@sec` reads all sectioning counters in order to get the numbering of the current sectioning level. The value is stored in `\svgx@out@sec`.

```

1881 \newcommand*\svgx@out@sec{unknown}
1882 \newcommand*\svgx@get@out@sec{%
1883     \begingroup%
1884     \def\svg@tempa{}%
1885     \@for\svg@tempb:={%
1886         part,chapter,section,subsection,subsubsection,paragraph,subparagraph%
1887     }\do{%
1888         \ifx\svg@tempb\@empty\else%
1889             \scr@ifundefinedorrelax{the\svg@tempb}{\fi}%
1890             \ifnum\value{\svg@tempb}>\z@&relax%
1891                 \edef\svg@tempa{\svg@tempb}%
1892             \fi%
1893         }%
1894     \fi%
1895 }%
1896 \edef\svg@tempb{%
1897     \endgroup%
1898     \ifx\svg@tempa\@empty\else%
1899         \def\noexpand\svgx@out@sec{\csname the\svg@tempa\endcsname}%
1900     \fi%
1901 }%

```

```
1902 \svg@tempb%
1903 }
```

`\svgx@documentclass` This delimited macro is used to find a occurrence of `\documentclass` within a read in line.  
`\if@svgx@classfound` The delinimiter `\documentclass` is used twice in order to ignore the possible occurrence of white space or anything else right before `\documentclass`.

```
1904 \newif\if@svgx@classfound
1905 \newcommand*\svgx@documentclass{}
1906 \def\svgx@documentclass#1\documentclass#2\documentclass#3\@nil{%
1907 \IfArgIsEmpty{#2}{-}{\@svgx@classfoundtrue}%
1908 }
```

`\svgx@read@preamble@till` These macros are used to skip some parts of a read in preamble file.

```
\svgx@read@preamble@from
\svgx@read@preamble@skip
1909 \newcommand*\svgx@read@preamble@till[2]{%
1910 \svgx@read@preamble@skip#1\@nil{till}{#2}%
1911 }
1912 \newcommand*\svgx@read@preamble@from[2]{%
1913 \svgx@read@preamble@skip#1\@nil{from}{#2}%
1914 }
```

In principle, the functionality is the same as for `\svgx@documentclass`.

```
1915 \newcommand*\svgx@read@preamble@skip{}
1916 \def\svgx@read@preamble@skip#1\@nil#2#3{%
```

A given token is used to create the macro `\svg@tempa` delimited by the token itself which is used twice to get any stuff right before or after the occurrence.

```
1917 \def\svg@tempa##1{%
1918 \def\svg@tempa####1##1####2##1####3\@nil{%
1919 \IfArgIsEmpty{####3}{-}{%
```

Write everything which was found right before the macro which starts hiding area to the output stream and stop writing with `\if@svgx@preamble@write`.

```
1920 \ifstr{#2}{till}{%
1921 \IfArgIsEmpty{####1}{-}{%
1922 \immediate\write\svgx@stream@out{####1}%
1923 }%
1924 \@svgx@preamble@writefalse%
1925 }{%
```

Write everything which was found right after the macro which ends the hiding area and start writing again with `\if@svgx@preamble@write`.

```
1926 \ifstr{#2}{from}{%
1927 \IfArgIsEmpty{####2}{-}{%
1928 \def\svgx@read@line{}%
1929 }{%
1930 \def\svgx@read@line{####2}%
1931 }%
1932 \@svgx@preamble@writetrue%
1933 }{}%
1934 }%
```

Additional stuff which should be done.

```
1935      #3%
1936    }%
1937  }%
1938 }
```

Creating the macro `\svg@tempa` delimited by the first argument.

```
1939 \edef\svg@tempb{\expandafter\detokenize\expandafter{#1}}%
1940 \expandafter\svg@tempa\expandafter{\svg@tempb}%
```

Calling the created macro.

```
1941 \edef\svg@tempb{%
1942   \expandafter\detokenize\expandafter{\svgx@read@line}\svg@tempb\svg@tempb%
1943 }%
1944 \expandafter\svg@tempa\svg@tempb\@nil%
1945 }
```

`\svgx@cnv@informat` The first list entry from argument (`\svgx@format`) is extracted by `\svgx@cnv@get@informat`.  
`\svgx@cnv@get@informat`

```
1946 \newcommand*\svgx@cnv@informat{}
1947 \newcommand*\svgx@cnv@get@informat[1]{%
1948   \begingroup%
1949     \def\svg@tempa##1,##2\@nil{%
1950       \def\svg@tempa{##1}%
1951     }%
1952     \svg@tempa#1,\@nil%
1953   \edef\svg@tempa{%
1954     \noexpand\endgroup%
1955     \noexpand\def\noexpand\svgx@cnv@informat{\svg@tempa}%
1956   }%
1957   \svg@tempa%
```

If the first argument (`\svgx@format`) was empty, `\svgx@cnv@informat` is set to the a file type, which is generated anyway.

```
1958 \ifx\svgx@cnv@informat\@empty%
1959   \renewcommand*\svgx@cnv@informat{pdf}%
1960   \ifxetex\else\ifpdf\else%
1961     \renewcommand*\svgx@cnv@informat{ps}%
1962   \fi\fi%
1963 \fi%
1964 }
```

`\svgx@magick@cmd` Depending on option `convert`, one of these two macros is actually used by `\svgx@cnv@cmd`.  
`\svgx@gs@cmd` For invoking the conversion process, the required platform-dependent executable is set, if nothing was set by a package option.

```
1965 \ifx\svgx@magick@exe\@empty
1966   \ifwindows
1967     \renewcommand*\svgx@magick@exe{magick}
1968   \else
1969     \renewcommand*\svgx@magick@exe{convert}
1970   \fi
1971 \fi
1972 \newcommand*\svgx@magick@cmd[3]{%
1973   \svgx@magick@exe\space%
```

```

1974 \svgx@useformatkey{svgx@cnv@dpi}{#3}{-density }%
1975 \svgx@useformatkey{svgx@magick@set}{#3}{}%
1976 "#1.#2"\space%
1977 \svgx@useformatkey{svgx@magick@opr}{#3}{}%
1978 "#1.#3"%
1979 }

1980 \ifx\svgx@gs@exe\@empty
1981 \ifwindows
1982 \renewcommand*\svgx@gs@exe{gswin64c}
1983 \else
1984 \renewcommand*\svgx@gs@exe{gs}
1985 \fi
1986 \fi
1987 \newcommand*\svgx@gs@cmd[3]{%
1988 \svgx@gs@exe\space-dSAFER -dBATCH -dNOPAUSE\space%
1989 \svgx@useformatkey{svgx@gs@device}{#3}{-sDEVICE=}%
1990 \svgx@useformatkey{svgx@cnv@dpi}{#3}{-r}%
1991 \svgx@useformatkey{svgx@gs@opt}{#3}{}%
1992 -sOutputFile="#1.#3"\space"#1.#2"%
1993 }

```

\svgx@move If the file doesn't exist

```

1994 \newcommand*\svgx@move[3]{%
1995 \begingroup%
1996 \IfFileExists{"#1".#2}{%
1997 \svg@shell@move{#1.#2}{#3#1.#2}%
1998 }{%
1999 \edef\svg@tempa{#2}%
2000 \@svg@tempswafalse%
2001 \expandafter\svgx@ifinlist\expandafter{\svg@tempa}{\svgx@cnv@format}{%
2002 \@svg@tempswatrue%
2003 \def\svg@tempb{conversion}%
2004 }{%
2005 \expandafter\svgx@ifinlist\expandafter{\svg@tempa}{pdf,ps,eps}{%
2006 \@svg@tempswatrue%
2007 \def\svg@tempb{extraction}%
2008 }{%
2009 }%
2010 \if@svg@tempswa%
2011 \edef\svg@tempb{%
2012 The graphic file \svg@tempb\space failed\MessageBreak%
2013 for '#1.#2'\MessageBreak%
2014 Troubleshooting: Please check the log file how the\MessageBreak%
2015 invocation of the extraction took place and try\MessageBreak%
2016 to execute it yourself in the terminal%
2017 }%
2018 \else%
2019 \def\svg@tempb{%
2020 The extraction to format '#2' failed\MessageBreak%
2021 for '#1.#2'\MessageBreak%
2022 Only file types 'pdf,ps,eps' are supported for\MessageBreak%
2023 key 'exportformat'%
2024 }%
2025 \fi%
2026 \PackageWarning{svg-extract}{\svg@tempb}%
2027 }%
2028 \endgroup%

```

2029 }

`\svgx@ifinlist` Check, if the first argument is included in a comma-separated list in the second argument. Keep in mind that the first argument is not expanded at all, the second one exactly once.

```
2030 \newcommand*\svgx@ifinlist[2]{%
2031   \begingroup%
2032   \def\svg@tempa##1,#1,##2\@nil{%
2033     \IfArgIsEmpty{##2}{%
2034       \aftergroup\@secondoftwo%
2035     }{%
2036       \aftergroup\@firstoftwo%
2037     }%
2038   }%
2039   \expandafter\svg@tempa\expandafter,##2,#1,\@nil%
2040 \endgroup%
2041 }
```

`\svgx@onlywindows` Do only some stuff, if Windows was detected.

```
2042 \newcommand*\svgx@onlywindows[1]{%
2043 \AfterPackage*{ifplatform}{\renewcommand*\svgx@onlywindows[1]{\ifwindows#1\fi}}
```

`\svgx@ifkeyandval` It is checked whether a key was given as  $\langle key \rangle = \langle value \rangle$  or like  $\langle key \rangle = \{ \langle format \rangle = \langle value \rangle \}$ .

```
2044 \newcommand*\svgx@ifkeyandval[3]{%
2045   \def\svg@tempa##1=##2=##3\@nil{\ifstr{##3}{=}{##2}{##3}}%
2046   \svg@tempa#1==\@nil%
2047 }
```

`\svgx@cnv@get@dpi` This macro is used to resolve a given value to set the density for the conversion. The delimited macros `\svg@tempa` and `\svg@tempb` are defined to first crop any given suffix `dpi` and second to split two numbers at `x`, if present. Pay attention how both macros are invoked. In the end, a passed value in any of the forms 300, 300dpi, 300x400 or 300x400dpi and even 300dpix400dpi is possible. The result is stored in `\svg@tempa`.

```
2048 \newcommand*\svgx@cnv@get@dpi[1]{%
2049   \begingroup%
2050   \def\svg@tempa##1dpi##2x##3dpi##4\@nil{%
2051     \edef\svg@tempa{##1}%
```

Switch `\if@svg@tempswa` as `\iftrue` means, a valid value was found.

```
2052     \@svg@tempswafalse%
```

If only the first argument is a number and third is empty, a single number was given and there's nothing more to do. If the argument is something like 300dpix400dpi, the third argument is the second number.

```
2053     \ifnumber{##1}{%
2054       \IfArgIsEmpty{##3}{\@svg@tempswatrue}{%
2055         \ifnumber{##3}{\edef\svg@tempa{##1x##3}}{%
2056         }%
2057       }{}%
2058       \if@svg@tempswa\else%
2059         \expandafter\svg@tempb\svg@tempa xx\@nil%
2060       \fi%
2061     }%
```



Macro `\svg@tempb` splits at `x` and checks, if something valid like `300x400` was given. If true, the value is stored in `\svg@tempa`.

```

2062 \def\svg@tempb##1x##2x##3\@nil{%
2063 \ifstr{##3}{x}{%
2064 \@svg@tempswattrue%
2065 \IfArgIsEmpty{##1}{\@svg@tempswafalse}%
2066 \ifnumber{##1}{\@svg@tempswafalse}%
2067 }%
2068 \IfArgIsEmpty{##2}{\@svg@tempswafalse}%
2069 \ifnumber{##2}{\@svg@tempswafalse}%
2070 }%
2071 \if@svg@tempswa%
2072 \edef\svg@tempa{##1x##2}%
2073 \fi%
2074 }{}%
2075 }%
2076 \IfArgIsEmpty{#1}{%
2077 \let\svg@tempa\@empty%
2078 }{%
2079 \lowercase{\svg@tempa#1dpi#1xdpi\@nil}%
2080 \if@svg@tempswa\else%
2081 \let\svg@tempa\relax%
2082 \fi%
2083 }%
2084 \edef\svg@tempb{%
2085 \noexpand\endgroup%
2086 \ifx\svg@tempa\relax%
2087 \noexpand\let\noexpand\svg@tempa\noexpand\relax%
2088 \else%
2089 \noexpand\def\noexpand\svg@tempa{\svg@tempa}%
2090 \fi%
2091 }%
2092 \svg@tempb%
2093 }

```

`\svgx@setformatkey` With `\svgx@setformatkey` the—maybe output format depend—keys for the conversion tools are set. First argument contains the value given to a key, second the command sequence name of the macro, to whom the value shall be allocated.

```

2094 \newcommand*\svgx@setformatkey[2]{%

```

A key of the form  $\langle key \rangle = \{ \langle format \rangle = \langle value \rangle \}$  is given. The desired output format can be accessed with `##1`, the value with `##2` within the arguments of `\svgx@ifkeyandval`.

```

2095 \svgx@ifkeyandval{#1}{%
2096 \svg@ifvalueisrelax{##2}{%
2097 \expandafter\let\csname #2@##1\endcsname\relax%
2098 }{%
2099 \@namedef{#2@##1}{##2}%
2100 }%

```

A key of the form  $\langle key \rangle = \{ \langle format \rangle = \langle value \rangle \}$  is given. The value can be used with `##1`.

```

2101 }{%
2102 \svg@ifvalueisrelax{##1}{%
2103 \expandafter\let\csname #2\endcsname\relax%
2104 }{%
2105 \@namedef{#2}{##1}%

```

```

2106    }%
2107  }%
2108 }

```

The command `\svgx@useformatkey` checks, if a format specific key was defined with `\svgx@setformatkey`, whereas the format is given in the second argument. If this is not the case, the setting for all output formats is used. After that, a specific key appended with a `+` can be used to do some additional stuff.

```

2109 \newcommand*\svgx@useformatkey[3]{%
2110   \scr@ifundefinedorrelax{#1@#2}{%
2111     \scr@ifundefinedorrelax{#1}{}%
2112     \expandafter\ifx\csname #1\endcsname \@empty\else%
2113       #3\@nameuse{#1}\space%
2114     \fi%
2115   }%
2116   \scr@ifundefinedorrelax{#1@#2+}{}%
2117   \expandafter\ifx\csname #1@#2+\endcsname \@empty\else%
2118     #3\@nameuse{#1@#2+}\space%
2119   \fi%
2120 }%
2121 }{%

```

If this a format specific key was defined, it is used.

```

2122   \expandafter\ifx\csname #1@#2\endcsname \@empty\else%
2123     #3\@nameuse{#1@#2}\space%
2124   \fi%
2125 }%
2126 }

```

#### C.4. Commands for the separate auxiliary L<sup>A</sup>T<sub>E</sub>X-file

For the extraction of independent graphics, an auxiliary L<sup>A</sup>T<sub>E</sub>X file is needed. Within this file, the following commands are used to include the desired graphic.

`\svgxdelayed` This macro executes its argument at the very end of `\AtBeginDocument` if package **etoolbox** was loaded.

```

2127 \newcommand*\svgxdelayed[1]{
2128   \scr@ifundefinedorrelax{AtEndPreamble}{%
2129     \AtBeginDocument{#1}%
2130   }{%
2131     \AtEndPreamble{\AtBeginDocument{#1}}%
2132   }%
2133 }

```

`\svgxsetbox` Within the preamble of the auxiliary L<sup>A</sup>T<sub>E</sub>X file, the desired graphic is used to setup a box, which is used both to define the papersize as well as for the output itself. For TUD-Script-classes, the crop-mode is activated.

```

2134 \newbox\svgx@box
2135 \newcommand*\svgxsetbox[2][ ]{%
2136   \csname @tud@x@standalone@cropttrue\endcsname%
2137   \sbox\svgx@box{\svg@@input[{#1},draft=false]{#2}}%
2138   \svgxsetpapersize%
2139 }

```

`\svgxsetpapersize` This macro sets all well known length macros for defining the paper size as well as the type area to the size of `\svgx@box`.

```
2140 \newcommand*\svgxsetpapersize{%
2141   \setlength\paperwidth{\the\wd\svgx@box}%
```

Due to the fact, that the lengths for stock- and mediasizes are maybe set to `\relax`, these macros are checked with `\scr@ifundefinedorrelax`.

```
2142   \scr@ifundefinedorrelax{stockwidth}{\relax}%
2143   \setlength\stockwidth{\paperwidth}%
2144 }%
2145   \scr@ifundefinedorrelax{mediawidth}{\relax}%
2146   \setlength\mediawidth{\paperwidth}%
2147 }%
2148   \setlength\textwidth{\paperwidth}%
2149   \setlength\paperheight{\the\dimexpr\ht\svgx@box+\dp\svgx@box\relax}%
2150   \scr@ifundefinedorrelax{stockheight}{\relax}%
2151   \setlength\stockheight{\paperheight}%
2152 }%
2153   \scr@ifundefinedorrelax{mediaheight}{\relax}%
2154   \setlength\mediaheight{\paperheight}%
2155 }%
2156   \setlength\textheight{\paperheight}%
```

Any other length regarding the layout is set to have no influence at all. Hence the document has the same size as the graphic.

```
2157   \hoffset=-1in%
2158   \oddsidemargin=\z@%
2159   \evensidemargin=\z@%
2160   \voffset=-1in%
2161   \topmargin=\z@%
2162   \headheight=\z@%
2163   \headsep=\z@%
2164   \topskip=\z@%
2165   \footskip=\z@%
2166   \marginparsep=\z@%
2167   \marginparwidth=\z@%
2168   \marginparpush=\z@%
2169 }
2170 \@onlypreamble\svgxsetpapersize
```

`\svgxoutputbox` With `\svgxoutputbox` the created box is displayed.  
`\if@svgx@beamer`

```
2171 \newif\if@svgx@beamer
2172 \@ifclassloaded{beamer}{\@svgx@beamertrue}{\relax}%
2173 \newcommand*\svgxoutputbox{%
2174   \begin{group}
2175     \setlength\parindent{\z@}%
2176     \setlength\parskip{\z@}%
2177     \setlength\parfillskip{\z@}%
2178     \if@svgx@beamer%
2179       \setbeamertemplate{navigation symbols}{}%
2180       \begin{frame}[plain]%
2181         \usebox\svgx@box%
2182       \end{frame}%
2183     \else%
2184       \usebox\svgx@box%
```

```

2185 \fi%
2186 \endgraf%
2187 \endgroup%
2188 }

```

## D. Processing Options

Setting the default options and processing the given ones during when loading the packages.

```

2189 <*base>
2190 \FamilyExecuteOptions{SVG}{%
2191   inkscape=true,inkscapepath=basesubdir,inksapelatex=true,%
2192   inkscapearea=drawing,usecolor=true,usetransparent=true%
2193 }
2194 </base>
2195 <*extract>
2196 \FamilyExecuteOptions{SVG}{%
2197   extract=true,extractpath=basesubdir,extractruns=2,extractname=namenumbered,%
2198   convert=magick,convert=false,%
2199   gsdevice={png=png16m},gsdevice={jpeg=jpeg},gsdevice={jpg=jpeg},%
2200   gsdevice={tif=tiff48nc},gsdevice={tiff=tiff48nc},%
2201   gsdevice={eps=eps2write},gsdevice={ps=ps2write}%
2202 }
2203 </extract>
2204 \FamilyProcessOptions{SVG}

```

## E. Macros for file access

Finally, platform dependend macros for creating directories as well as moving and deleting files are provided, if `--shell-escape` is enabled. Only then package **ifplatform** is only used in order to do not raise a warning.

```

2205 \ifnum\pdf@shellescape=\@ne\relax\else%
2206   \expandafter\endinput%
2207 \fi
2208 \RequirePackage{ifplatform}[2010/10/22]

```

<pre> \svg@shell@mkdir \svg@shell@mkdir \svg@shell@mv \svg@shell@mv \svg@shell@rm \svg@shell@rm </pre>	<p>The platform dependent commands for file access.</p> <pre> 2209 \ifwindows 2210   \newcommand*\svg@shell@mmkdir[1]{if not exist "#1" mkdir "#1"} 2211   \newcommand*\svg@shell@mv{move} 2212   \newcommand*\svg@shell@rm{del} 2213 \else 2214   \newcommand*\svg@shell@mmkdir[1]{mkdir -p "#1"} 2215   \newcommand*\svg@shell@mv{mv} 2216   \newcommand*\svg@shell@rm{rm} 2217 \fi </pre>
--	--

A directory should only be created, if it isn't the current working directory.

```

2218 \newcommand*\svg@shell@mmkdir[1]{%
2219   \begingroup%
2220   \edef\svg@tempa{#1}%
2221   \svg@quotes@remove{\svg@tempa}%

```

```

2222 \svg@tempswattrue%
2223 \ifstr{svg@tempa}{\@svg@tempswafalse}{%
2224 \ifstr{svg@tempa}{./}{\@svg@tempswafalse}{%
2225 }}%
2226 \if@svg@tempswa%
2227 \ShellEscape{svg@shell@mkdir{svg@tempa}}%
2228 \fi%
2229 \endgroup%
2230 }

```

Commands for moving and deleting files.

```

2231 \newcommand*{svg@shell@move[2]}{%
2232 \ShellEscape{svg@shell@mv\space"#1"\space"#2"}%
2233 }
2234 \newcommand*{svg@shell@rm[1]}{%
2235 \ShellEscape{svg@shell@rm\space"#1"}%
2236 }

```

## Index

Numbers written in *italic* refer to the page where the corresponding entry is described. Numbers underlined refer to the code line of the definition.

<b>A</b>			
apptex (opt.)	6, <a href="#">278</a>	extractscale (opt.)	<a href="#">9</a> , <a href="#">1397</a>
		extractwidth (opt.)	<a href="#">9</a> , <a href="#">1397</a>
<b>C</b>		<b>G</b>	
clean (opt.)	<a href="#">10</a> , <a href="#">1496</a>	gsdevice (opt.)	<a href="#">12</a> , <a href="#">1309</a>
clear (opt.)	<a href="#">1496</a>	gsexex (opt.)	<a href="#">12</a> , <a href="#">1309</a>
convert (opt.)	<a href="#">10</a> , <a href="#">1159</a>	gsop (opt.)	<a href="#">12</a> , <a href="#">1309</a>
convertdensity (opt.)	<a href="#">1262</a>		
convertdpi (opt.)	<a href="#">11</a> , <a href="#">1262</a>	<b>H</b>	
convertformat (opt.)	<a href="#">10</a> , <a href="#">1235</a>	height (opt.)	<a href="#">6</a> , <a href="#">237</a>
counters:		<b>I</b>	
svg@param@lastpage	<a href="#">301</a>	\if@svg@draft	<a href="#">315</a>
svgx@out@count	<a href="#">1331</a>	\if@svg@file@found	<a href="#">383</a>
svgx@runs	<a href="#">1055</a>	\if@svg@ink@run	<a href="#">689</a>
<b>D</b>		\if@svg@quotes@found	<a href="#">336</a>
draft (opt.)	<a href="#">6</a> , <a href="#">315</a>	\if@svg@tempswa	<a href="#">25</a>
dvipsopt (opt.)	<a href="#">10</a> , <a href="#">1110</a>	\if@svg@use@transparent	<a href="#">30</a>
<b>E</b>		\if@svg@use@xcolor	<a href="#">30</a>
end (opt.)	<a href="#">1028</a>	\if@svgx@beamer	<a href="#">2171</a>
eps (opt.)	<a href="#">987</a>	\if@svgx@classfound	<a href="#">1904</a>
exclude (opt.)	<a href="#">10</a> , <a href="#">1517</a>	\if@svgx@cnv@run	<a href="#">1159</a>
extract (opt.)	<a href="#">8</a> , <a href="#">955</a>	\if@svgx@out@sec	<a href="#">1331</a>
extractapptex (opt.)	<a href="#">9</a> , <a href="#">1460</a>	\if@svgx@preamble@write	<a href="#">1559</a>
extractformat (opt.)	<a href="#">9</a> , <a href="#">987</a>	\if@svgx@run	<a href="#">955</a>
extractheight (opt.)	<a href="#">9</a> , <a href="#">1397</a>	\includeinkscape	<a href="#">7–8</a> , <a href="#">623</a>
extractname (opt.)	<a href="#">8</a> , <a href="#">1331</a>	angle (param.)	<a href="#">7</a> , <a href="#">647</a>
extractpath (opt.)	<a href="#">8</a> , <a href="#">1331</a>	apptex (param.)	<a href="#">7</a> , <a href="#">647</a>
extractpostex (opt.)	<a href="#">1460</a>	clean (param.)	<a href="#">8</a> , <a href="#">647</a>
extractpreamble (opt.)	<a href="#">9</a> , <a href="#">1028</a>	convert (param.)	<a href="#">8</a> , <a href="#">647</a>
extractpreambleend (opt.)	<a href="#">9</a> , <a href="#">1028</a>	convertdpi (param.)	<a href="#">8</a> , <a href="#">647</a>
extractpretex (opt.)	<a href="#">9</a> , <a href="#">1460</a>	convertformat (param.)	<a href="#">8</a> , <a href="#">647</a>
extractruns (opt.)	<a href="#">9</a> , <a href="#">1055</a>	draft (param.)	<a href="#">7</a> , <a href="#">647</a>
		exclude (param.)	<a href="#">8</a> , <a href="#">647</a>

extract (param.)	8, <a href="#">647</a>	inksapedensity (opt.)	<a href="#">168</a>
extractapptex (param.)	8, <a href="#">647</a>	inksapedpi (opt.)	5, <a href="#">168</a>
extractformat (param.)	8, <a href="#">647</a>	inkscapeexe (opt.)	5, <a href="#">185</a>
extractheight (param.)	8, <a href="#">647</a>	inkscapeformat (opt.)	5, <a href="#">129</a>
extractpreamble (param.)	8, <a href="#">647</a>	inksapelatex (opt.)	5, <a href="#">150</a>
extractpretex (param.)	8, <a href="#">647</a>	inksapename (opt.)	<a href="#">207</a>
extractruns (param.)	8, <a href="#">647</a>	inkscapeopt (opt.)	5, <a href="#">185</a>
extractscale (param.)	8, <a href="#">647</a>	inkscapepath (opt.)	5, <a href="#">207</a>
extractwidth (param.)	8, <a href="#">647</a>		
gsdevice (param.)	8, <a href="#">647</a>	<b>L</b>	
gsopt (param.)	8, <a href="#">647</a>	lastpage (opt.)	6, <a href="#">301</a>
height (param.)	7, <a href="#">647</a>	latex (opt.)	<a href="#">150</a>
inkscapeformat (param.)	7, <a href="#">647</a>	latexexe (opt.)	10, <a href="#">1072</a>
inksapelatex (param.)	7, <a href="#">647</a>	latexext (opt.)	10, <a href="#">1072</a>
lastpage (param.)	7, <a href="#">647</a>	latexopt (opt.)	10, <a href="#">1072</a>
latexopt (param.)	8, <a href="#">647</a>		
magickoperator (param.)	8, <a href="#">647</a>	<b>M</b>	
magicksetting (param.)	8, <a href="#">647</a>	magickexe (opt.)	11, <a href="#">1287</a>
origin (param.)	7, <a href="#">647</a>	magickoperator (opt.)	11, <a href="#">1287</a>
pretex (param.)	7, <a href="#">647</a>	magicksetting (opt.)	11, <a href="#">1287</a>
scale (param.)	7, <a href="#">647</a>		
width (param.)	7, <a href="#">647</a>	<b>N</b>	
\includesvg	6, 8, <a href="#">574</a>	name (opt.)	<a href="#">1331</a>
angle (param.)	7, <a href="#">609</a>	notransparent (opt.)	3, <a href="#">30</a>
apptex (param.)	6, <a href="#">577</a>	noxcolor (opt.)	3, <a href="#">30</a>
clean (param.)	8, <a href="#">577</a>		
convert (param.)	8, <a href="#">577</a>	<b>O</b>	
convertdpi (param.)	8, <a href="#">577</a>	off (opt.)	8, <a href="#">127</a> , <a href="#">983</a>
convertformat (param.)	8, <a href="#">577</a>	on (opt.)	8, <a href="#">127</a> , <a href="#">983</a>
draft (param.)	6, <a href="#">577</a>	options:	
exclude (param.)	8, <a href="#">577</a>	apptex	6, <a href="#">278</a>
extract (param.)	8, <a href="#">577</a>	clean	10, <a href="#">1496</a>
extractapptex (param.)	8, <a href="#">577</a>	clear	<a href="#">1496</a>
extractformat (param.)	8, <a href="#">577</a>	convert	10, <a href="#">1159</a>
extractheight (param.)	8, <a href="#">577</a>	convertdensity	<a href="#">1262</a>
extractpreamble (param.)	8, <a href="#">577</a>	convertdpi	11, <a href="#">1262</a>
extractpretex (param.)	8, <a href="#">577</a>	convertformat	10, <a href="#">1235</a>
extractruns (param.)	8, <a href="#">577</a>	draft	6, <a href="#">315</a>
extractscale (param.)	8, <a href="#">577</a>	dvipsopt	10, <a href="#">1110</a>
extractwidth (param.)	8, <a href="#">577</a>	end	<a href="#">1028</a>
gsdevice (param.)	8, <a href="#">577</a>	eps	<a href="#">987</a>
gsopt (param.)	8, <a href="#">577</a>	exclude	10, <a href="#">1517</a>
height (param.)	6, <a href="#">577</a>	extract	8, <a href="#">955</a>
inkscape (param.)	6, <a href="#">577</a>	extractapptex	9, <a href="#">1460</a>
inkscapearea (param.)	6, <a href="#">577</a>	extractformat	9, <a href="#">987</a>
inksapedpi (param.)	6, <a href="#">577</a>	extractheight	9, <a href="#">1397</a>
inkscapeformat (param.)	6, <a href="#">577</a>	extractname	8, <a href="#">1331</a>
inksapelatex (param.)	6, <a href="#">577</a>	extractpath	8, <a href="#">1331</a>
inkscapeopt (param.)	6, <a href="#">577</a>	extractpostex	<a href="#">1460</a>
lastpage (param.)	7, <a href="#">606</a>	extractpreamble	9, <a href="#">1028</a>
latexopt (param.)	8, <a href="#">577</a>	extractpreambleend	9, <a href="#">1028</a>
magickoperator (param.)	8, <a href="#">577</a>	extractpretex	9, <a href="#">1460</a>
magicksetting (param.)	8, <a href="#">577</a>	extractruns	9, <a href="#">1055</a>
origin (param.)	7, <a href="#">609</a>	extractscale	9, <a href="#">1397</a>
pretex (param.)	6, <a href="#">577</a>	extractwidth	9, <a href="#">1397</a>
scale (param.)	6, <a href="#">577</a>	gsdevice	12, <a href="#">1309</a>
width (param.)	6, <a href="#">577</a>	gsexe	12, <a href="#">1309</a>
inkscape (opt.)	4, <a href="#">54</a>	gsopt	12, <a href="#">1309</a>
inkscapearea (opt.)	5, <a href="#">154</a>	height	6, <a href="#">237</a>
		inkscape	4, <a href="#">54</a>

inkscapearea	5, <a href="#">154</a>
inkscapedensity	<a href="#">168</a>
inkscapedpi	5, <a href="#">168</a>
inkscapeexe	5, <a href="#">185</a>
inkscapeformat	5, <a href="#">129</a>
inkscapelatex	5, <a href="#">150</a>
inkscapename	<a href="#">207</a>
inkscapeopt	5, <a href="#">185</a>
inkscapepath	5, <a href="#">207</a>
lastpage	6, <a href="#">301</a>
latex	<a href="#">150</a>
latexexe	10, <a href="#">1072</a>
latexext	10, <a href="#">1072</a>
latexopt	10, <a href="#">1072</a>
magickexe	11, <a href="#">1287</a>
magickoperator	11, <a href="#">1287</a>
magicksetting	11, <a href="#">1287</a>
name	<a href="#">1331</a>
notransparent	3, <a href="#">30</a>
noxcolor	3, <a href="#">30</a>
off	8, <a href="#">127</a> , <a href="#">983</a>
on	8, <a href="#">127</a> , <a href="#">983</a>
path	<a href="#">1331</a>
pdf	<a href="#">987</a>
pdflatex	<a href="#">1072</a>
pdftoept	10, <a href="#">1110</a>
pdftops	<a href="#">1110</a>
pdftopsopt	10, <a href="#">1110</a>
png	<a href="#">1235</a>
postex	<a href="#">278</a>
preamble	<a href="#">1028</a>
pretex	6, <a href="#">278</a>
pstoept	10, <a href="#">1110</a>
pstopdf	10, <a href="#">1110</a>
scale	6, <a href="#">237</a>
svgpath	<a href="#">195</a>
tex	<a href="#">150</a>
usetransparent	3, <a href="#">30</a>
usexcolor	3, <a href="#">30</a>
width	6, <a href="#">237</a>

## P

parameters:

angle-\includeinkscape	7, <a href="#">647</a>
angle-\includesvg	7, <a href="#">609</a>
apptex-\includeinkscape	7, <a href="#">647</a>
apptex-\includesvg	6, <a href="#">577</a>
clean-\includeinkscape	8, <a href="#">647</a>
clean-\includesvg	8, <a href="#">577</a>
convert-\includeinkscape	8, <a href="#">647</a>
convert-\includesvg	8, <a href="#">577</a>
convertdpi-\includeinkscape	8, <a href="#">647</a>
convertdpi-\includesvg	8, <a href="#">577</a>
convertformat-\includeinkscape	8, <a href="#">647</a>
convertformat-\includesvg	8, <a href="#">577</a>
draft-\includeinkscape	7, <a href="#">647</a>
draft-\includesvg	6, <a href="#">577</a>
exclude-\includeinkscape	8, <a href="#">647</a>
exclude-\includesvg	8, <a href="#">577</a>

extract-\includeinkscape	8, <a href="#">647</a>
extract-\includesvg	8, <a href="#">577</a>
extractapptex-\includeinkscape	8, <a href="#">647</a>
extractapptex-\includesvg	8, <a href="#">577</a>
extractformat-\includeinkscape	8, <a href="#">647</a>
extractformat-\includesvg	8, <a href="#">577</a>
extractheight-\includeinkscape	8, <a href="#">647</a>
extractheight-\includesvg	8, <a href="#">577</a>
extractpreamble-\includeinkscape	8, <a href="#">647</a>
extractpreamble-\includesvg	8, <a href="#">577</a>
extractpretex-\includeinkscape	8, <a href="#">647</a>
extractpretex-\includesvg	8, <a href="#">577</a>
extractruns-\includeinkscape	8, <a href="#">647</a>
extractruns-\includesvg	8, <a href="#">577</a>
extractscale-\includeinkscape	8, <a href="#">647</a>
extractscale-\includesvg	8, <a href="#">577</a>
extractwidth-\includeinkscape	8, <a href="#">647</a>
extractwidth-\includesvg	8, <a href="#">577</a>
gsdevice-\includeinkscape	8, <a href="#">647</a>
gsdevice-\includesvg	8, <a href="#">577</a>
gsopt-\includeinkscape	8, <a href="#">647</a>
gsopt-\includesvg	8, <a href="#">577</a>
height-\includeinkscape	7, <a href="#">647</a>
height-\includesvg	6, <a href="#">577</a>
inkscape-\includesvg	6, <a href="#">577</a>
inkscapearea-\includesvg	6, <a href="#">577</a>
inkscapedpi-\includesvg	6, <a href="#">577</a>
inkscapeformat-\includeinkscape	7, <a href="#">647</a>
inkscapeformat-\includesvg	6, <a href="#">577</a>
inkscapelatex-\includeinkscape	7, <a href="#">647</a>
inkscapelatex-\includesvg	6, <a href="#">577</a>
inkscapeopt-\includesvg	6, <a href="#">577</a>
lastpage-\includeinkscape	7, <a href="#">647</a>
lastpage-\includesvg	7, <a href="#">606</a>
latexopt-\includeinkscape	8, <a href="#">647</a>
latexopt-\includesvg	8, <a href="#">577</a>
magickoperator-\includeinkscape	8, <a href="#">647</a>
magickoperator-\includesvg	8, <a href="#">577</a>
magicksetting-\includeinkscape	8, <a href="#">647</a>
magicksetting-\includesvg	8, <a href="#">577</a>
origin-\includeinkscape	7, <a href="#">647</a>
origin-\includesvg	7, <a href="#">609</a>
pretex-\includeinkscape	7, <a href="#">647</a>
pretex-\includesvg	6, <a href="#">577</a>
scale-\includeinkscape	7, <a href="#">647</a>
scale-\includesvg	6, <a href="#">577</a>
width-\includeinkscape	7, <a href="#">647</a>
width-\includesvg	6, <a href="#">577</a>
path (opt.)	<a href="#">1331</a>
pdf (opt.)	<a href="#">987</a>
pdflatex (opt.)	<a href="#">1072</a>
pdftoept (opt.)	10, <a href="#">1110</a>
pdftops (opt.)	<a href="#">1110</a>
pdftopsopt (opt.)	10, <a href="#">1110</a>
png (opt.)	<a href="#">1235</a>
postex (opt.)	<a href="#">278</a>
preamble (opt.)	<a href="#">1028</a>
pretex (opt.)	6, <a href="#">278</a>

pstoeps <sub>opt</sub> (opt.)	<a href="#">10</a> , <a href="#">1110</a>	\svg@shell@cmv	<a href="#">2209</a>
pstopdfo <sub>opt</sub> (opt.)	<a href="#">10</a> , <a href="#">1110</a>	\svg@shell@rm	<a href="#">2209</a>
<b>S</b>			
scale (opt.)	<a href="#">6</a> , <a href="#">237</a>	\svg@shell@rm	<a href="#">2209</a>
\setsvg	<a href="#">558</a>	\svg@tempa	<a href="#">25</a>
\svg@deprecated@key	<a href="#">15</a>	\svg@tempb	<a href="#">25</a>
\svg@deprecated@param	<a href="#">667</a>	\svg@wrn@scale	<a href="#">810</a>
\svg@dummy@key	<a href="#">928</a>	\svghidepreambleend	<a href="#">9</a> , <a href="#">1539</a>
\svg@extract	<a href="#">1559</a>	\svghidepreamblestart	<a href="#">9</a> , <a href="#">1539</a>
\svg@file@base	<a href="#">383</a>	\svgpath	<a href="#">4</a> , <a href="#">560</a>
\svg@file@missing	<a href="#">486</a>	svgpath (opt.)	<a href="#">195</a>
\svg@file@name	<a href="#">383</a>	\svgsetup	<a href="#">4</a> , <a href="#">8</a> , <a href="#">558</a>
\svg@file@path	<a href="#">383</a>	\svgx@box	<a href="#">2134</a>
\svg@file@suffi <sub>x</sub>	<a href="#">383</a>	\svgx@clean	<a href="#">1496</a>
\svg@filename@parse	<a href="#">445</a>	\svgx@cnv@cmd	<a href="#">1159</a>
\svg@get@lastpage	<a href="#">776</a>	\svgx@cnv@dpi	<a href="#">1262</a>
\svg@get@path	<a href="#">383</a>	\svgx@cnv@format	<a href="#">1235</a>
\svg@get@path	<a href="#">383</a>	\svgx@cnv@get@dpi	<a href="#">2048</a>
\svg@ifilenewer	<a href="#">531</a>	\svgx@cnv@get@informat	<a href="#">1946</a>
\svg@ifvalueisrelax	<a href="#">372</a>	\svgx@cnv@informat	<a href="#">1946</a>
\svg@includegraphics@file	<a href="#">909</a>	\svgx@documentclass	<a href="#">1904</a>
\svg@includegraphics@patched	<a href="#">909</a>	\svgx@dvi <sub>ps</sub> @exe	<a href="#">1110</a>
\svg@includegraphics@sav <sub>e</sub>	<a href="#">909</a>	\svgx@dvi <sub>ps</sub> @opt	<a href="#">1110</a>
\svg@ink@area	<a href="#">154</a>	\svgx@endpreamble	<a href="#">1028</a>
\svg@ink@cmd	<a href="#">768</a>	\svgx@format	<a href="#">987</a>
\svg@ink@dpi	<a href="#">168</a>	\svgx@get@out@sec	<a href="#">1881</a>
\svg@ink@exe	<a href="#">185</a>	\svgx@gs@cmd	<a href="#">1965</a>
\svg@ink@format	<a href="#">129</a>	\svgx@gs@device	<a href="#">1309</a>
\svg@ink@latex	<a href="#">150</a>	\svgx@gs@exe	<a href="#">1309</a>
\svg@ink@mode	<a href="#">54</a>	\svgx@gs@opt	<a href="#">1309</a>
\svg@ink@opt	<a href="#">185</a>	\svgx@ifinlist	<a href="#">2030</a>
\svg@ink@run	<a href="#">689</a>	\svgx@ifkeyandval	<a href="#">2044</a>
\svg@input	<a href="#">827</a>	\svgx@latex@exe	<a href="#">1072</a>
\svg@@input	<a href="#">827</a>	\svgx@latex@ext	<a href="#">1072</a>
\svg@local@param@def	<a href="#">546</a>	\svgx@latex@opt	<a href="#">1072</a>
\svg@local@param@set	<a href="#">546</a>	\svgx@magick@cmd	<a href="#">1965</a>
\svg@local@param@use	<a href="#">546</a>	\svgx@magick@exe	<a href="#">1287</a>
\svg@normalize@path	<a href="#">344</a>	\svgx@magick@opr	<a href="#">1287</a>
\svg@normalize@@path	<a href="#">344</a>	\svgx@magick@set	<a href="#">1287</a>
\svg@out@base	<a href="#">207</a>	\svgx@move	<a href="#">1994</a>
\svg@out@name	<a href="#">207</a>	\svgx@onlywindows	<a href="#">2042</a>
\svg@out@path	<a href="#">207</a>	svgx@out@count (counter)	<a href="#">1331</a>
\svg@param@apptex	<a href="#">278</a>	\svgx@out@name	<a href="#">1331</a>
svg@param@lastpage (counter)	<a href="#">301</a>	\svgx@out@path	<a href="#">1331</a>
\svg@param@pretex	<a href="#">278</a>	\svgx@out@sec	<a href="#">1881</a>
\svg@param@scale	<a href="#">237</a>	\svgx@param@apptex	<a href="#">1460</a>
\svg@param@width	<a href="#">237</a>	\svgx@param@pretex	<a href="#">1460</a>
\svg@patches	<a href="#">878</a>	\svgx@param@scale	<a href="#">1397</a>
\svg@path	<a href="#">560</a>	\svgx@param@width	<a href="#">1397</a>
\svg@pictur@patched	<a href="#">885</a>	\svgx@pdftoeps@exe	<a href="#">1110</a>
\svg@picture@sav <sub>e</sub>	<a href="#">885</a>	\svgx@pdftoeps@opt	<a href="#">1110</a>
\svg@quotes@check	<a href="#">336</a>	\svgx@pdftops@exe	<a href="#">1110</a>
\svg@quotes@@check	<a href="#">336</a>	\svgx@pdftops@opt	<a href="#">1110</a>
\svg@quotes@remove	<a href="#">318</a>	\svgx@preamble	<a href="#">1028</a>
\svg@quotes@@remove	<a href="#">318</a>	\svgx@pstoeps@exe	<a href="#">1110</a>
\svg@shell@mkdir	<a href="#">2209</a>	\svgx@pstoeps@opt	<a href="#">1110</a>
\svg@shell@@mkdir	<a href="#">2209</a>	\svgx@pstopdf@exe	<a href="#">1110</a>
\svg@shell@mv	<a href="#">2209</a>	\svgx@pstopdf@opt	<a href="#">1110</a>
		\svgx@read@line	<a href="#">1559</a>
		\svgx@read@preamble@from	<a href="#">1909</a>



<code>\svgx@read@preamble@skip</code> .....	<a href="#">1909</a>	<code>\svgxsetpapersize</code> .....	<a href="#">2140</a>
<code>\svgx@read@preamble@till</code> .....	<a href="#">1909</a>		
<code>svgx@runs</code> (counter) .....	<a href="#">1055</a>		
<code>\svgx@setformatkey</code> .....	<a href="#">2094</a>		
<code>\svgx@stream@in</code> .....	<a href="#">1559</a>		
<code>\svgx@stream@out</code> .....	<a href="#">1559</a>		
<code>\svgx@useformatkey</code> .....	<a href="#">2094</a>		
<code>\svgxdelayed</code> .....	<a href="#">2127</a>		
<code>\svgxoutputbox</code> .....	<a href="#">2171</a>		
<code>\svgxsetbox</code> .....	<a href="#">2134</a>		
		<b>T</b>	
		<code>tex</code> (opt.) .....	<a href="#">150</a>
		<b>U</b>	
		<code>usetransparent</code> (opt.) .....	<a href="#">3</a> , <a href="#">30</a>
		<code>usexcolor</code> (opt.) .....	<a href="#">3</a> , <a href="#">30</a>
		<b>W</b>	
		<code>width</code> (opt.) .....	<a href="#">6</a> , <a href="#">237</a>

## Change History

### v1.0

#### General

initial version by Philip Ilten .....

### v2.00

#### General

new maintainer: Falk Hanisch .....

package **subfig** not required anymore ...

re-implementation from scratch .....

support of subfigures stopped due to the  
huge number of packages which deal  
with this topic and the large variety of  
implementing this functionality;  
naming exported graphics after their  
consecutive numbering can't be  
ensured for all variants of subfigures,  
so it's neglected. ....

#### Implementation

`clean` (opt.): changes, file list possible .....

`convert` (opt.): changed/extended ...

`convertdpi` (opt.): new .....

`convertformat` (opt.): new .....

`draft` (opt.): new .....

`dvipsopt` (opt.): new .....

`end` (opt.): deprecated .....

`eps` (opt.): deprecated .....

`extract` (opt.): new .....

`extractapptex` (opt.): new .....

`extractformat` (opt.): new .....

`extractheight` (opt.): new .....

`extractname` (opt.): new .....

`extractpath` (opt.): new .....

`extractpreamble` (opt.): new .....

`extractpreambleend` (opt.): new ...

`extractpretex` (opt.): new .....

`extractruns` (opt.): new .....

`extractscale` (opt.): new .....

`extractwidth` (opt.): new .....

`gsdevice` (opt.): new .....

`gsex` (opt.): new .....

`gs` (opt.): new .....

`height` (opt.): new .....

`\includeinkscape`: new .....

#### `\includesvg`:

changes, especially to optional

parameters .....

`angle` (param.): new .....

`draft` (param.): new .....

`height` (param.): new .....

`inkscape` (param.): new .....

`inkscapearea` (param.): new .....

`inkscapedpi` (param.): new .....

`inkscapeformat` (param.): new .....

`inkscapelatex` (param.): new .....

`inkscapeopt` (param.): new .....

`lastpage` (param.): new .....

`origin` (param.): new .....

`scale` (param.): new .....

`inkscape` (opt.): changed/extended ....

`inkscapearea` (opt.): new .....

`inkscapedpi` (opt.): new .....

`inkscapeexe` (opt.): new .....

`inkscapeformat` (opt.): new .....

`inkscapelatex` (opt.): new .....

`inkscapename` (opt.): new .....

`inkscapeopt` (opt.): new .....

`inkscapepath` (opt.): new .....

`lastpage` (opt.): new .....

`latexexe` (opt.): new .....

`latexext` (opt.): new .....

`latexopt` (opt.): new .....

`magickexe` (opt.): new .....

`magickoperator` (opt.): new .....

`magicksetting` (opt.): new .....

`name` (opt.):

deprecated .....

support of **subfig** removed .....

`notransparent` (opt.): new .....

`noxcolor` (opt.): new .....

`off` (opt.): new .....

`on` (opt.): new .....

`path` (opt.): deprecated .....

`pdf` (opt.): deprecated .....

`pdflatex` (opt.): deprecated .....

`pdftoeptsopt` (opt.): new .....

`pdftops` (opt.): deprecated .....

`pdftopsopt` (opt.): new .....

<code>png</code> (opt.): deprecated .....	<a href="#">1235</a>	<code>usexcolor</code> (opt.): new .....	<a href="#">30</a>
<code>postex</code> (opt.): deprecated .....	<a href="#">278</a>		
<code>preamble</code> (opt.): deprecated .....	<a href="#">1028</a>		
<code>pstoeps</code> (opt.): new .....	<a href="#">1110</a>	<b>v2.00a</b>	
<code>pstopdf</code> (opt.): new .....	<a href="#">1110</a>	Implementation	
<code>scale</code> (opt.): new .....	<a href="#">237</a>	<code>\svgxsetpapersize</code> : Bug fix for checking	
<code>\setsvg</code> : deprecated .....	<a href="#">558</a>	stock- and mediasizes .....	<a href="#">2140</a>
<code>\svghidepreambleend</code> : new .....	<a href="#">1539</a>	<b>v2.00b</b>	
<code>\svghidepreamblestart</code> : new .....	<a href="#">1539</a>	Implementation	
<code>\svgpath</code> : new .....	<a href="#">560</a>	<code>latex</code> (opt.): new, alternative key for	
<code>svgpath</code> (opt.): deprecated .....	<a href="#">195</a>	<code>inkscapelatex</code> .....	<a href="#">150</a>
<code>\svgsetup</code> : new .....	<a href="#">558</a>	<code>\svgxdelayed</code> : new .....	<a href="#">2127</a>
<code>usetransparent</code> (opt.): new .....	<a href="#">30</a>	<code>tex</code> (opt.): new, alternative key for	
		<code>inkscapelatex</code> .....	<a href="#">150</a>